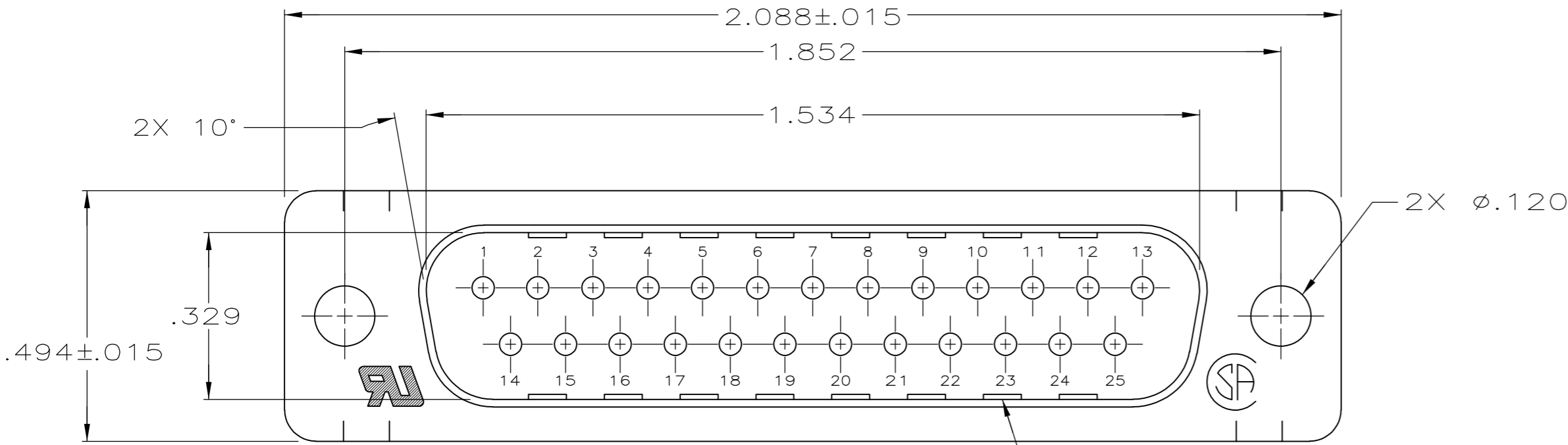
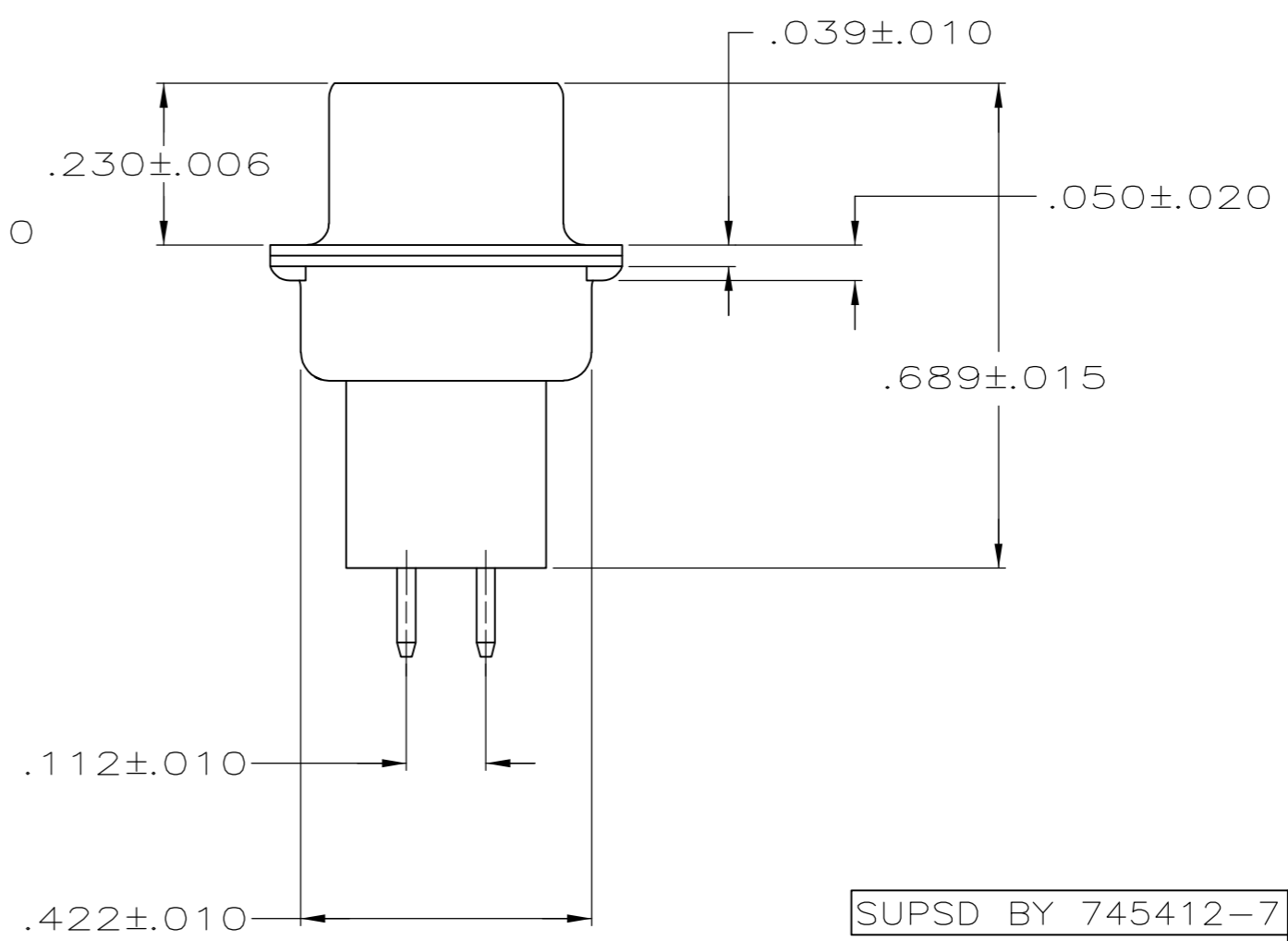
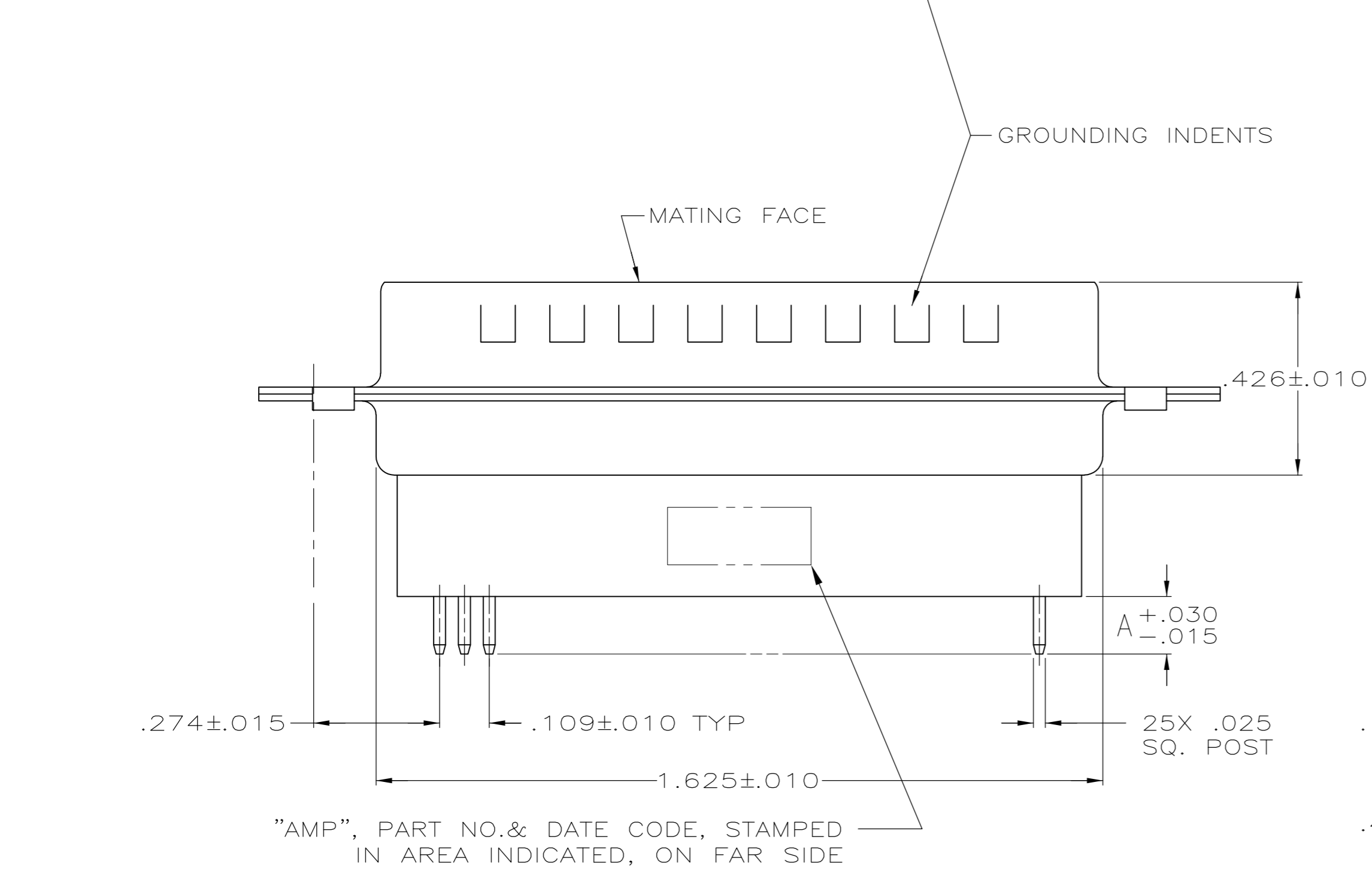


THIS DRAWING IS UNPUBLISHED. RELEASED FOR PUBLICATION
 © COPYRIGHT BY TYCO ELECTRONICS CORPORATION. ALL RIGHTS RESERVED.

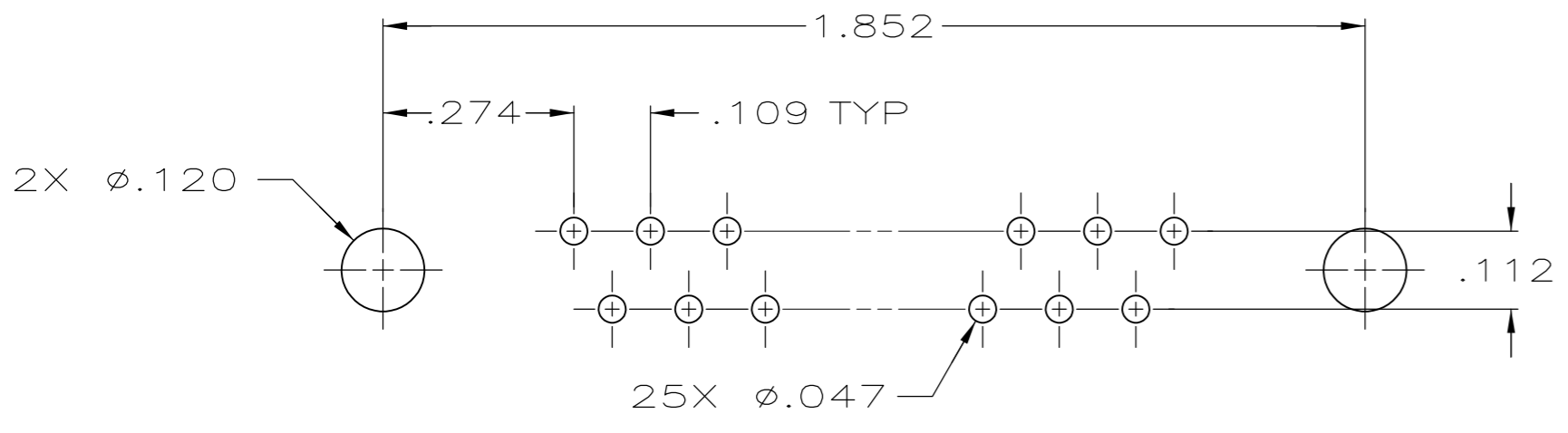
LOC	DIST	REVISIONS					
GP	00	P	LTR	DESCRIPTION	DATE	DWN	APVD
		K		REVISED PER ECO-10-000073	19FEB2010	CJV	SB



- 1. NOTE DELETED.
- 2. MOLDED PARTS: FLAME RETARDANT 94V-0 RATED THERMOPLASTIC; COLOR, BLACK
CONTACT: BRASS
SHELLS: STEEL
- 3. GOLD FLASH FOR A LENGTH OF .150 MIN FROM MATING END .000100 MIN TIN-LEAD ON OPPOSITE END, ALL OVER 1.27 MIN NICKEL.
- 4. GOLD PLATED FOR A LENGTH OF .150 FROM MATING END, .000030 MIN GOLD IN MATED AREA, .000100 MIN TIN-LEAD ON OPPOSITE END, ALL OVER .000050 MIN NICKEL.
-OR-
GOLD FLASH OVER PALLADIUM-NICKEL PLATED FOR LENGTH OF .150 MIN FROM MATING END, .000030 MIN TOTAL IN MATED AREA, .000100 MIN TIN-LEAD ON OPPOSITE END, ALL OVER .000050 MIN NICKEL.
- 5. .000200 MIN TIN OVER .000100 MIN COPPER.



"AMP", PART NO.& DATE CODE, STAMPED IN AREA INDICATED, ON FAR SIDE



P.C. BOARD MOUNTING DIMENSIONS

SUPSD BY	CONTACT FINISH	DIMENSION A	PART NUMBER
SUPSD BY 745412-7	3	.188	745412-8
	4	.188	745412-7
OBSOLETE	3	.651	745412-6
SUPSD BY 745412-1	4	.651	745412-5
SUPSD BY 205737-4	3	.427	745412-4
SUPSD BY 205737-3	4	.427	745412-3
SUPSD BY 745412-1	3	.125	745412-2
	4	.125	745412-1

THIS DRAWING IS A CONTROLLED DOCUMENT.		DWN J.GERACE 10-25-83	Tyco Electronics Corporation Harrisburg, PA 17105-3608
DIMENSIONS: INCHES		CHK J.GERACE 10-25-83	
TOLERANCES UNLESS OTHERWISE SPECIFIED:		APVD B. TAYLOR 1-04-84	NAME
0 PLC ± -	1 PLC ± -	PRODUCT SPEC	PLUG ASSEMBLY, SIZE 3, 25 POSN, VERTICAL, .025 SQ. POSTS, W/ GROUNDING INDENTS, AMPLIMITE™HDP
2 PLC ± -	3 PLC ± .005	APPLICATION SPEC	SIZE CAGE CODE DRAWING NO RESTRICTED TO
4 PLC ± -	ANGLES ± -	114-40013	A2 00779 C=745412
MATERIAL	FINISH	WEIGHT -	SCALE NTS SHEET 1 of 1 REV K
	SHELLS: 5	CUSTOMER DRAWING	
	CONTACTS: SEE TABLE		