



Ferrites and accessories

RM 14

Series/Type: B65887/B65888

Date: November 2005

- In accordance with IEC 60431
- Optimized core cross section and increased thickness of base for power applications
- Without center hole
- RM cores are supplied in sets

Magnetic characteristics (per set)

$$\Sigma l/A = 0.35 \text{ mm}^{-1}$$

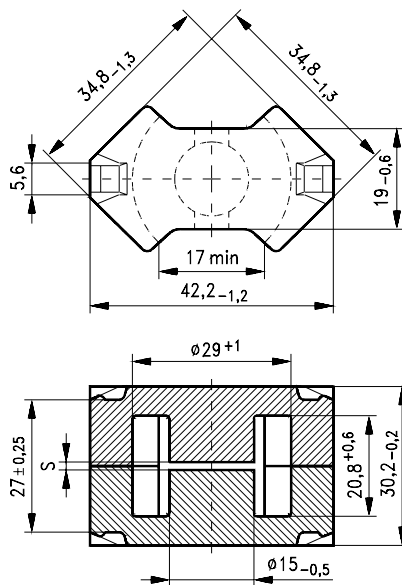
$$l_e = 70 \text{ mm}$$

$$A_e = 200 \text{ mm}^2$$

$$A_{\min} = 170 \text{ mm}^2$$

$$V_e = 14\,000 \text{ mm}^3$$

Approx. weight 74 g/set



FRM0179-L

Gapped

Material	A_L value nH	s approx. mm	μ_e	Ordering code
				"E" without center hole
N41	160 ±3%	1.90	45	B65887E0160A041
	250 ±3%	1.00	70	B65887E0250A041
	400 ±3%	0.50	111	B65887E0400A041
	1000 ±5%	0.15	278	B65887E1000J041

Ungapped

Material	A _L value nH	μ _e	A _{L1min} nH	P _V W/set	Ordering code "E" without center hole
N49	3900 +30/-20%	1030	2150	< 2.37 (50 mT, 500 kHz, 100 °C)	B65887E0000R049
N87	6000 +30/-20%	1670	3250	< 7.40 (200 mT, 100 kHz, 100 °C)	B65887E0000R087
N97 ¹⁾	6000 +30/-20%	1670	3250	< 5.60 (200 mT, 100 kHz, 100 °C)	B65887E0000R097
N41	6800 +30/-20%	1890	3250	< 2.52 (200 mT, 25 kHz, 100 °C)	B65887E0000R041

1) Preliminary data

Coil former

Material: GFR thermosetting plastic (UL 94 V-0, insulation class to IEC 60085: H \geq max. operating temperature 180 °C), color code black
Sumikon PM9630; [E 41429 (M)]; Sumitomo Bakelite

Solderability: to IEC 60068-2-20, test Ta, method 1 (aging 3): 235 °C, 2 s

Resistance to soldering heat: to IEC 60068-2-20, test Tb, method 1B: 350 °C, 3.5 s

Winding: see data book, Chapter "Processing Notes", page 153

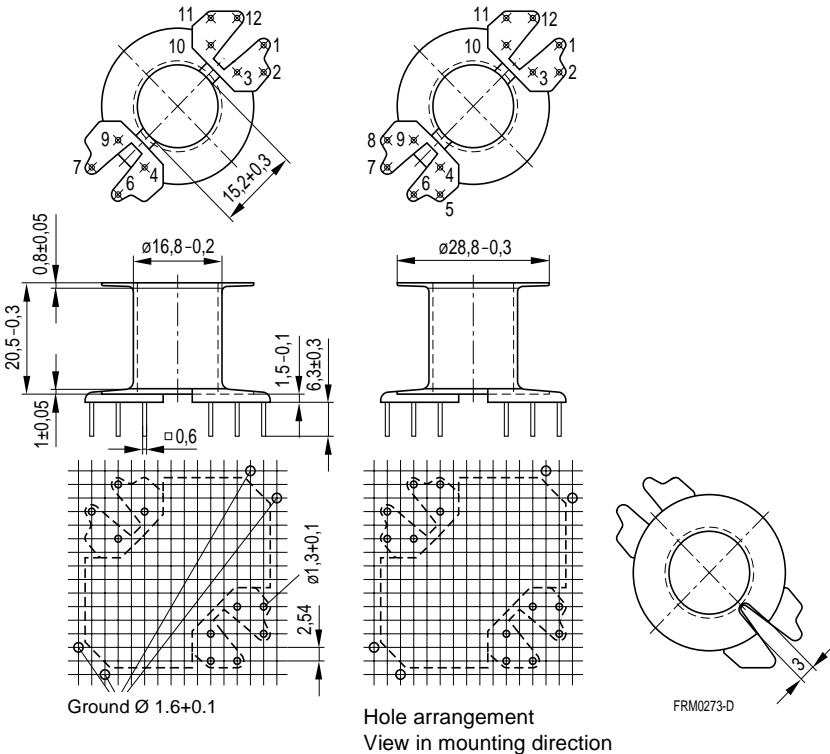
Squared pins

For matching clamp and insulating washers see data book, page 255.

Sections	A_N mm ²	l_N mm	A_R value $\mu\Omega$	Pins	Ordering code
1	107	71.5	23	10 12	B65888N1010D001 B65888N1012D001

10 pins

12 pins



Coil former for power applications

Material: GFR polyterephthalate (UL 94 V-0, insulation class to IEC 60085:

F \triangleq max. operating temperature 155 °C), color code black

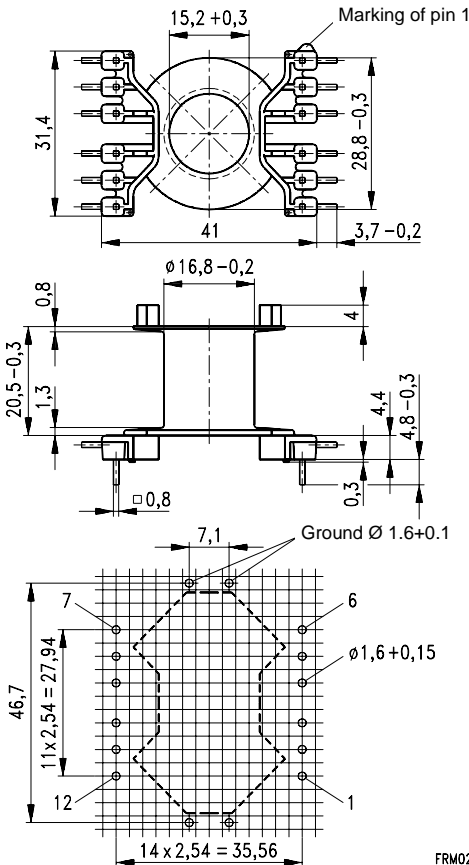
Solderability: to IEC 60068-2-20, test Ta, method 1 (aging 3): 235 °C, 2 s

Resistance to soldering heat: to IEC 60068-2-20, test Tb, method 1B: 350 °C, 3.5 s

Winding: see data book, Chapter "Processing Notes", page 153

For matching clamp and insulating washer 1 see page 6

Sections	A_N mm ²	l_N mm	A_R value $\mu\Omega$	Pins	Ordering code
1	106	71.5	23	12	B65888C1512T001



Hole arrangement
View in mounting direction
(Note half pitch!)

FRM0228-J

Clamp

- With ground terminal, made of stainless spring steel (tinned), 0.5 mm thick
- Solderability to IEC 60068-2-20, test Ta, method 1 (aging 3): 235 °C, 2 s

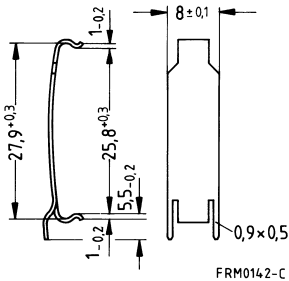
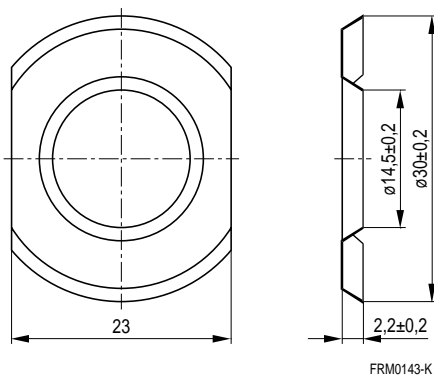
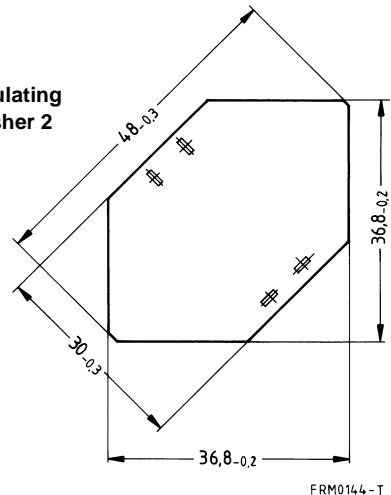
Insulating washer 1 between core and coil former

- For tolerance compensation and for insulation
- Made of polycarbonate (UL 94 V-0, insulation class to IEC 60085: E \geq 120 °C), 0.15 mm thick

Insulating washer 2 for double-clad PCBs

- Made of polycarbonate (UL 94 V-0, insulation class to IEC 60085: E \geq 120 °C), 0.3 mm thick

	Ordering code
Clamp (ordering code per piece, 2 are required)	B65888A2002
Insulating washer 1 (reel packing, PU = 1 reel)	B65888B5000
Insulating washer 2 (bulk)	B65888B2005

Clamp

Insulating washer 1

Insulating washer 2


Important notes

The following applies to all products named in this publication:

1. Some parts of this publication contain **statements about the suitability of our products for certain areas of application**. These statements are based on our knowledge of typical requirements that are often placed on our products in the areas of application concerned. We nevertheless expressly point out **that such statements cannot be regarded as binding statements about the suitability of our products for a particular customer application**.

As a rule, EPCOS is either unfamiliar with individual customer applications or less familiar with them than the customers themselves. For these reasons, it is always ultimately incumbent on the customer to check and decide whether an EPCOS product with the properties described in the product specification is suitable for use in a particular customer application.

2. We also point out that in **individual cases, a malfunction of passive electronic components or failure before the end of their usual service life cannot be completely ruled out in the current state of the art, even if they are operated as specified**. In customer applications requiring a very high level of operational safety and especially in customer applications in which the malfunction or failure of a passive electronic component could endanger human life or health (e.g. in accident prevention or life-saving systems), it must therefore be ensured by means of suitable design of the customer application or other action taken by the customer (e.g. installation of protective circuitry or redundancy) that no injury or damage is sustained by third parties in the event of malfunction or failure of a passive electronic component.

3. **The warnings, cautions and product-specific notes must be observed.**

4. In order to satisfy certain technical requirements, **some of the products described in this publication may contain substances subject to restrictions in certain jurisdictions (e.g. because they are classed as “hazardous”)**. Useful information on this will be found in our Material Data Sheets on the Internet (www.epcos.com/material). Should you have any more detailed questions, please contact our sales offices.

5. We constantly strive to improve our products. Consequently, **the products described in this publication may change from time to time**. The same is true of the corresponding product specifications. Please check therefore to what extent product descriptions and specifications contained in this publication are still applicable before or when you place an order.

We also **reserve the right to discontinue production and delivery of products**. Consequently, we cannot guarantee that all products named in this publication will always be available.

6. Unless otherwise agreed in individual contracts, **all orders are subject to the current version of the “General Terms of Delivery for Products and Services in the Electrical Industry” published by the German Electrical and Electronics Industry Association (ZVEI)**.

7. The trade names EPCOS, CeraDiode, C5SP, PhaseCap, PhaseMod, SilverCap, SIFI, SIMID, SIKOREL, SIOV, SIP5D, SIP5K, TOPcap, UltraCap, WindCap are **trademarks registered or pending** in Europe and in other countries. Further information will be found on the Internet at www.epcos.com/trademarks.