

DomiLED[™]

Synonymous with function and performance, the DomiLED[™] series is perfectly suited for a variety of cross-industrial applications due to its small package outline, durability and superior brightness.

Features:

- > High brightness surface mount LED.
- > Designed for sideway illumination.
- > 120° viewing angle.
- > Small package outline.
- > Qualified according to JEDEC moisture sensitivity Level 2.
- > Compatible to IR reflow soldering.

Applications:

- > Automotive: interior applications, eg: switches, telematics, climate control system, dashboard, etc.
- > Consumer Appliances: LCD illumination as in PDAs, LCD TV.
- > Display: full color display video notice board.
- > Industry: white goods (eg: Oven, microwave, etc.).



Optical Characteristics at Tj=25°C

Part Ordering Number	Color	Viewing Angle°	Luminous Intensity @ IF = 20mA IV (mcd)		
			Min.	Typ.	Max.
● DSS-SSS-PQ2-1	Super red, 632nm	120	45.0	71.5	112.5
DSS-CSS-PQ2-1	Super red, 632nm	120	45.0	71.5	112.5
● DSR-CSS-PQ2-1	Red, 625nm	120	45.0	71.5	112.5
● DSR-CSS-QR2-1	Red, 625nm	120	71.5	112.5	180.0
DSR-CSS-RS2-1	Red, 625nm	120	112.5	180.0	285.0
● DSR-SSS-QR2-1	Red, 625nm	120	71.5	112.5	180.0
DSR-TSS-ST2-1	Red, 625nm	120	180.0	285.0	450.0
DSA-CSS-QR2-1	Amber, 615nm	120	71.5	112.5	180.0
● DSA-SSS-RS2-1	Amber, 615nm	120	112.5	180.0	180.0
DSA-CSS-RS2-1	Amber, 615nm	120	112.5	180.0	180.0
DSO-CSS-QR2-1	Orange, 605nm	120	71.5	112.5	180.0
● DSO-SSS-RS2-1	Orange, 605nm	120	112.5	180.0	285.0
DSO-CSS-RS2-1	Orange, 605nm	120	112.5	180.0	285.0
● DSY-CSS-QR2-1	Yellow, 587nm	120	71.5	112.5	180.0
DSY-CSS-RS2-1	Yellow, 587nm	120	112.5	180.0	285.0
● DSY-SSS-RS2-1	Yellow, 587nm	120	112.5	180.0	285.0
● DSG-SSS-PQ2-1	Green, 570nm	120	45.0	71.5	112.5
DSG-CSS-PQ2-1	Green, 570nm	120	45.0	71.5	112.5
DSP-SSS-LM2-1	Pure Green, 560nm	120	11.2	18.0	28.5

● Not for new design

NOTE

1. All part number above comes in a quantity of 2500 units per reel.
2. Other luminous intensity groups are also available upon request.
3. Luminous intensity is measured with an accuracy of ± 11%.
4. Wavelength binning is carried for all units as per the wavelength-binning table. Only one wavelength group is allowed for each reel.
5. An optional Vf binning is also available upon request. Binning scheme is as per following table. Please contact marketing for special part number

Electrical Characteristics at Tj=25°C

Part Number	Vf @ If = 20mA			Vr @ Ir = 10uA
	Min. (V)	Typ. (V)	Max. (V)	Min. (V)
DSR-CSS, DSA-CSS, DSS-CSS, DSG-CSS DSO-CSS, DSY-CSS	1.6	1.9	2.3	12
DSS-SSS, DSR-SSS, DSA-SSS, DSO-SSS, DSY-SSS, DSG-SSS, DSP-SSS	1.6	1.8	2.3	12
DSR-TSS	1.6	2.1	2.6	12

Forward voltage, Vf is measured with an accuracy of ± 0.1 V.

Absolute Maximum Ratings

	Maximum Value	Unit
DC forward current	20	mA
Peak pulse current; (tp ≤ 10μs, Duty cycle = 0.005)	200	mA
Reverse voltage	12	V
ESD threshold (HBM)	2	kV
LED junction temperature	125	°C
Operating temperature	-40 ... +100	°C
Storage temperature	-40 ... +100	°C
Power dissipation (at room temperature)	50	mW

Wavelength Grouping at Tj=25°C

Color	Group	Wavelength distribution (nm)
DSS; Super red	Full	625 - 640
DSR-CS, -SS; Red (AS) DSR-TS; Red (TS)	Full	620 - 630
	Full	620 - 635
DSA; Amber	Full	610 - 621
	W	610 - 615
	X	615 - 621
DSO; Orange	Full	600 - 612
	W	600 - 603
	X	603 - 606
	Y	606 - 609
	Z	609 - 612
DSY; Yellow	Full	582 - 594
	W	582 - 585
	X	585 - 588
	Y	588 - 591
	Z	591 - 594
DSG; Green	Full	564.5 - 576.5
	W	564.5 - 567.5
	X	567.5 - 570.5
	Y	570.5 - 573.5
	Z	573.5 - 576.5
DSP; Pure Green	Full	552.5 - 564.5
	W	552.5 - 555.5
	X	555.5 - 558.5
	Y	558.5 - 561.5
	Z	561.5 - 564.5

Dominant wavelength is measured with an accuracy of ± 1 nm.

Luminous Intensity Group at Tj=25°C

Brightness Group	Luminous Intensity @ IV (mcd)
L1	11.2...14.0
L2	14.0...18.0
M1	18.0...22.4
M2	22.4...28.5
P1	45.0...56.0
P2	56.0...71.5
Q1	71.5...90.0
Q2	90.0...112.5
R1	112.5...140.0
R2	140.0...180.0
S1	180.0...224.0
S2	224.0...285.0
T1	285.0...355.0
T2	355.0...450.0

Luminous intensity is measured with an accuracy of ± 11%.

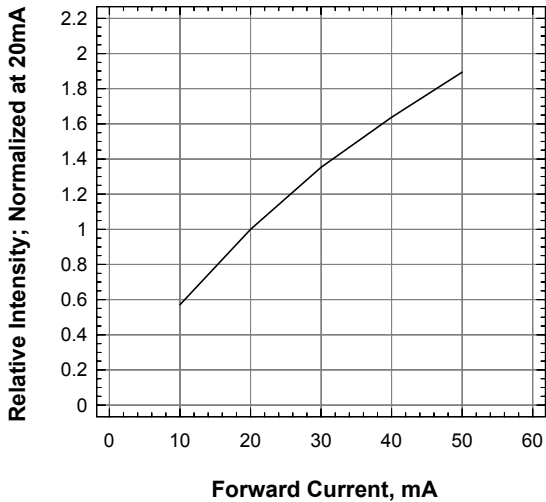
Vf Binning (Optional) at Tj=25°C

Vf Bin @ 20mA	Forward Voltage (V)
01	1.55 ... 1.85
02	1.85 ... 2.15
03	2.15 ... 2.45
04	2.45 ... 2.75

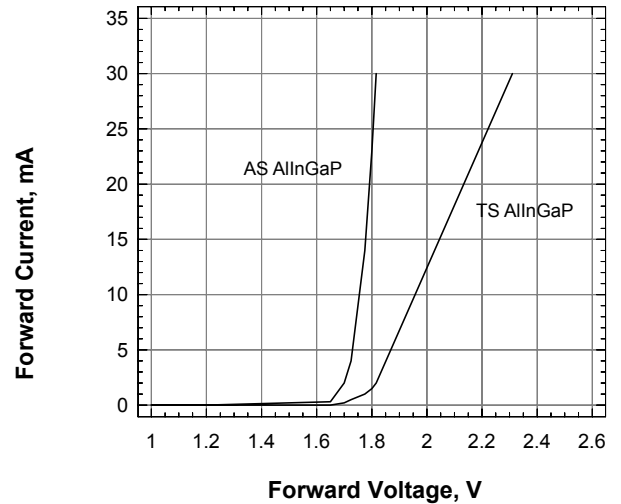
Forward voltage, Vf is measured with an accuracy of ± 0.1 V.

Please consult sales and marketing for special part number to incorporate Vf binning.

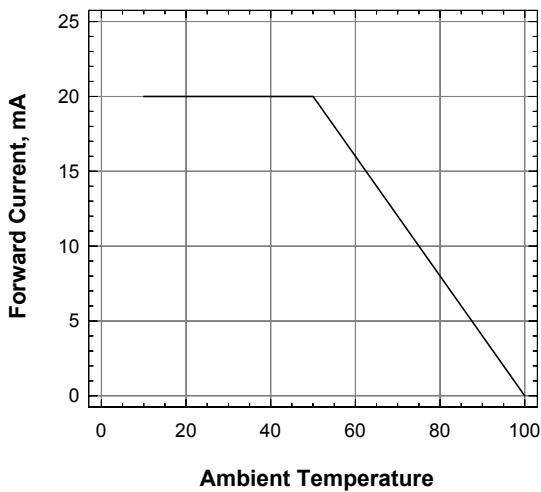
Relative Luminous Intensity Vs Forward Current



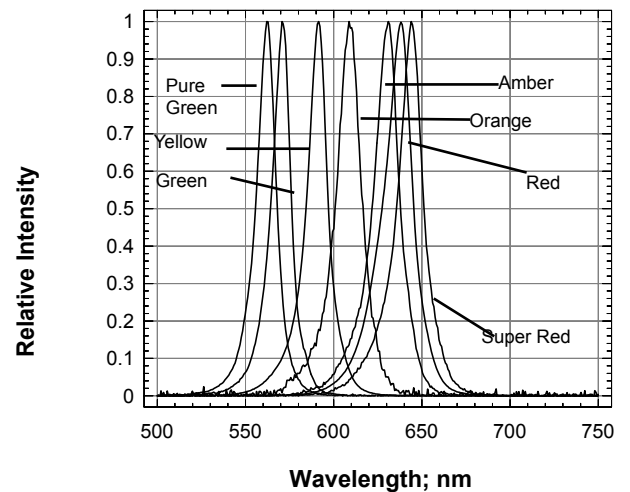
Forward Current Vs Forward Voltage



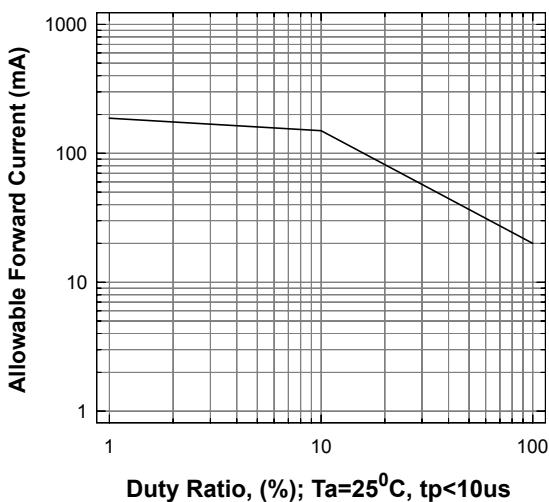
Maximum Current Vs Temperature



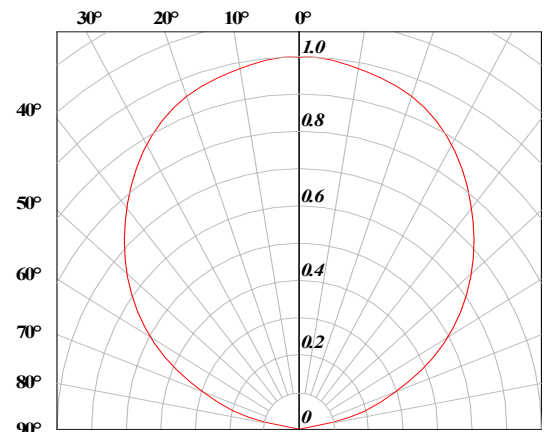
Relative Intensity Vs Wavelength



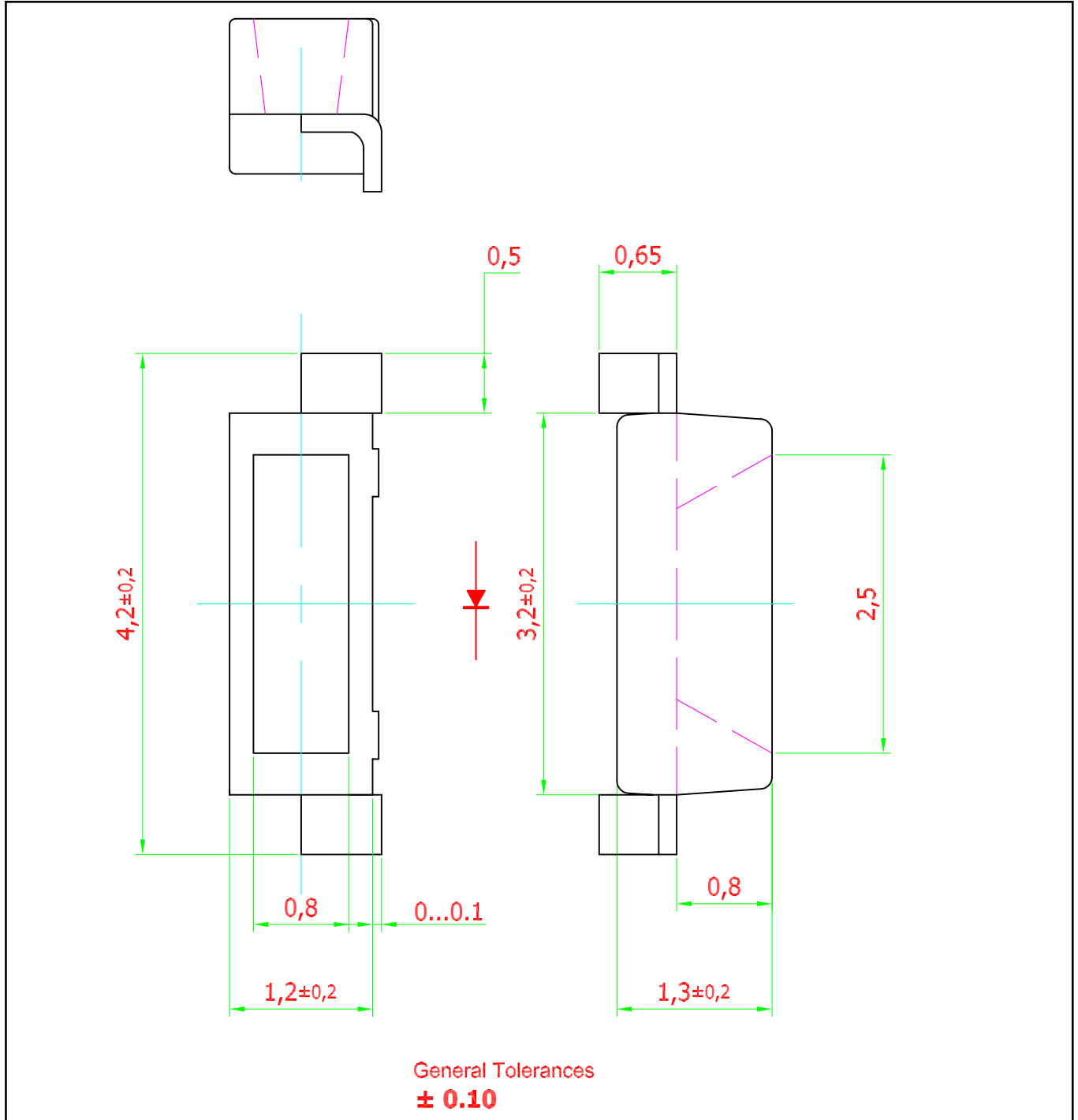
Allowable Forward Current Vs Duty Ratio



Radiation Pattern



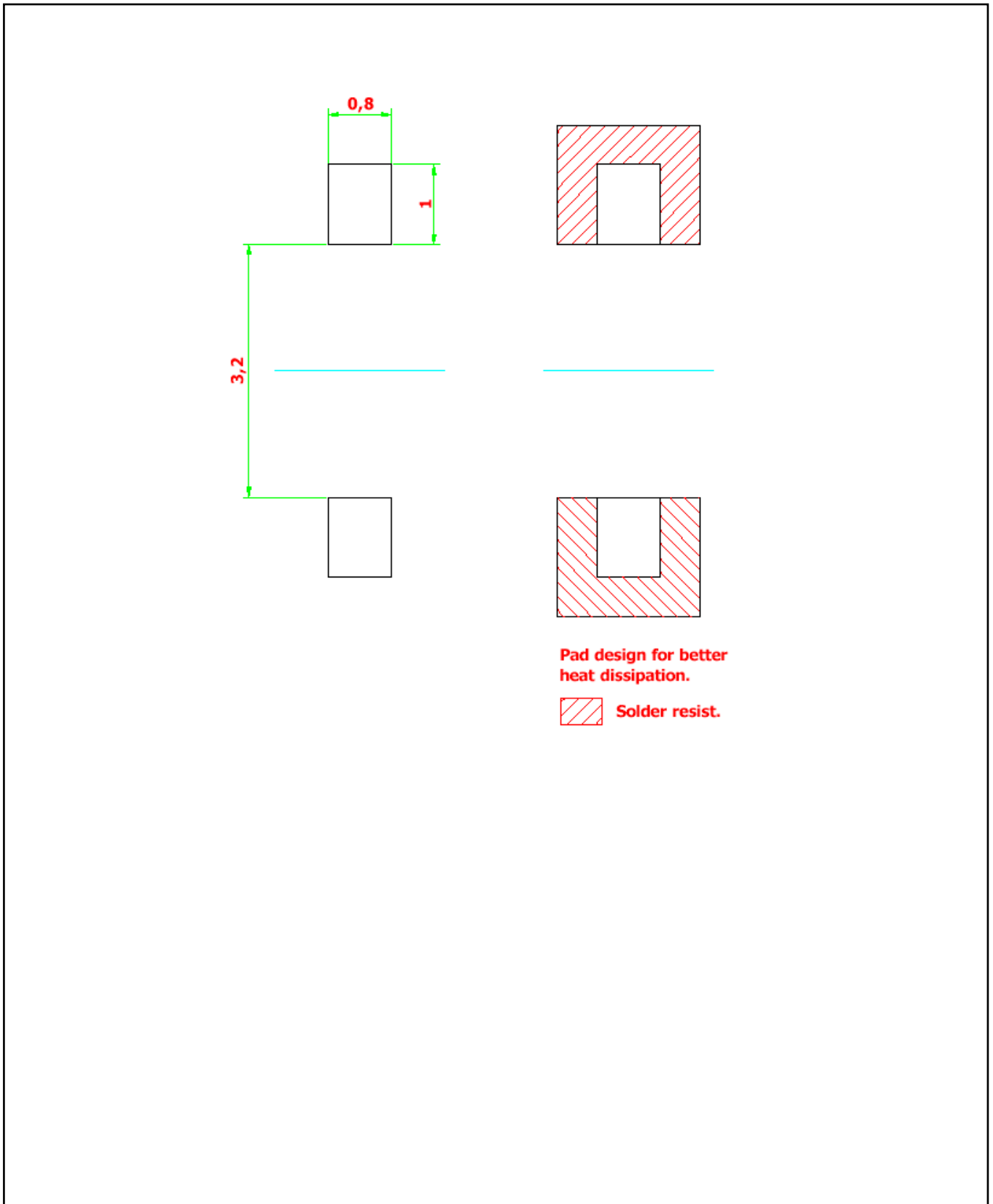
DomiLED™ • AllnGap : DSx-xSS Package Outlines



Material

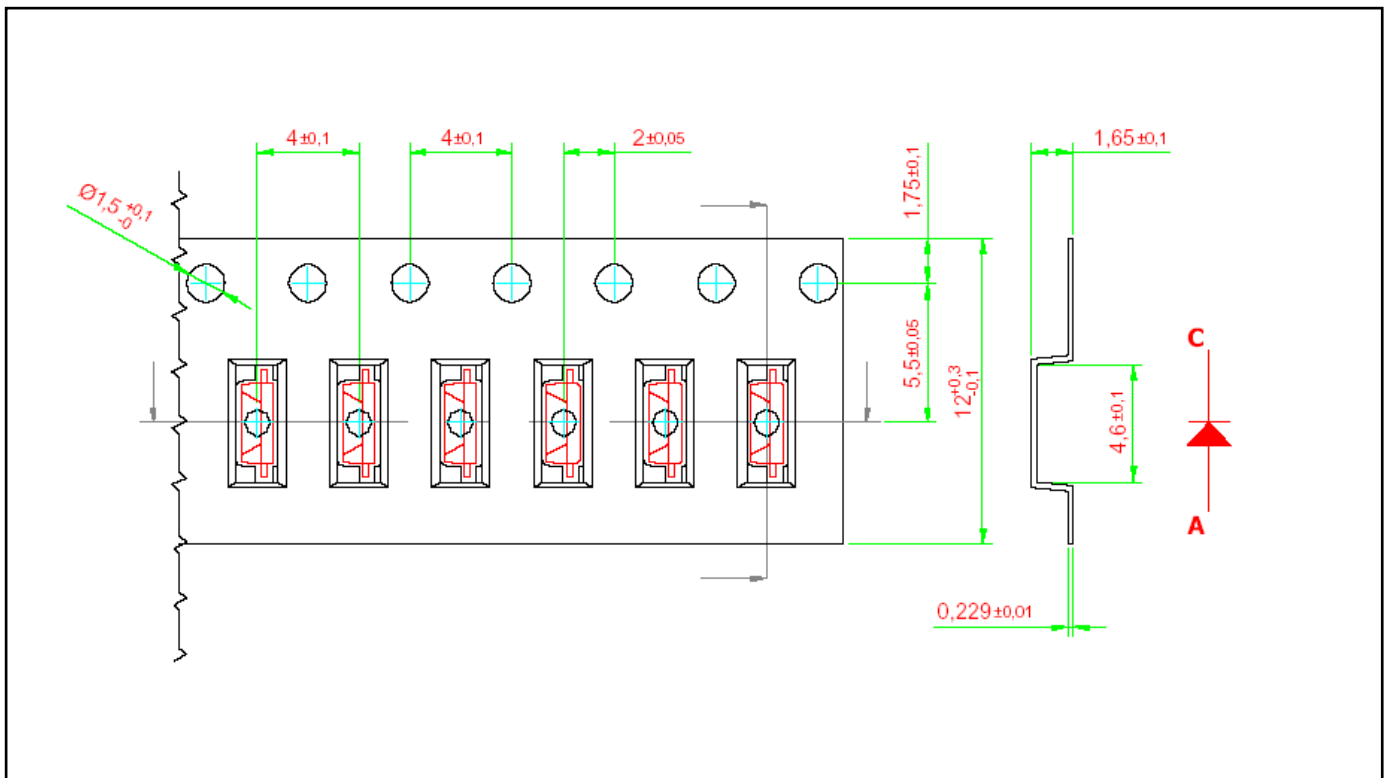
Material	
Lead-frame	Cu Alloy With Ag Plating
Package	High Temperature Resistant Plastic, PPA
Encapsulant	Epoxy
Soldering Leads	Sn-Sn Plating

Recommended Solder Pad

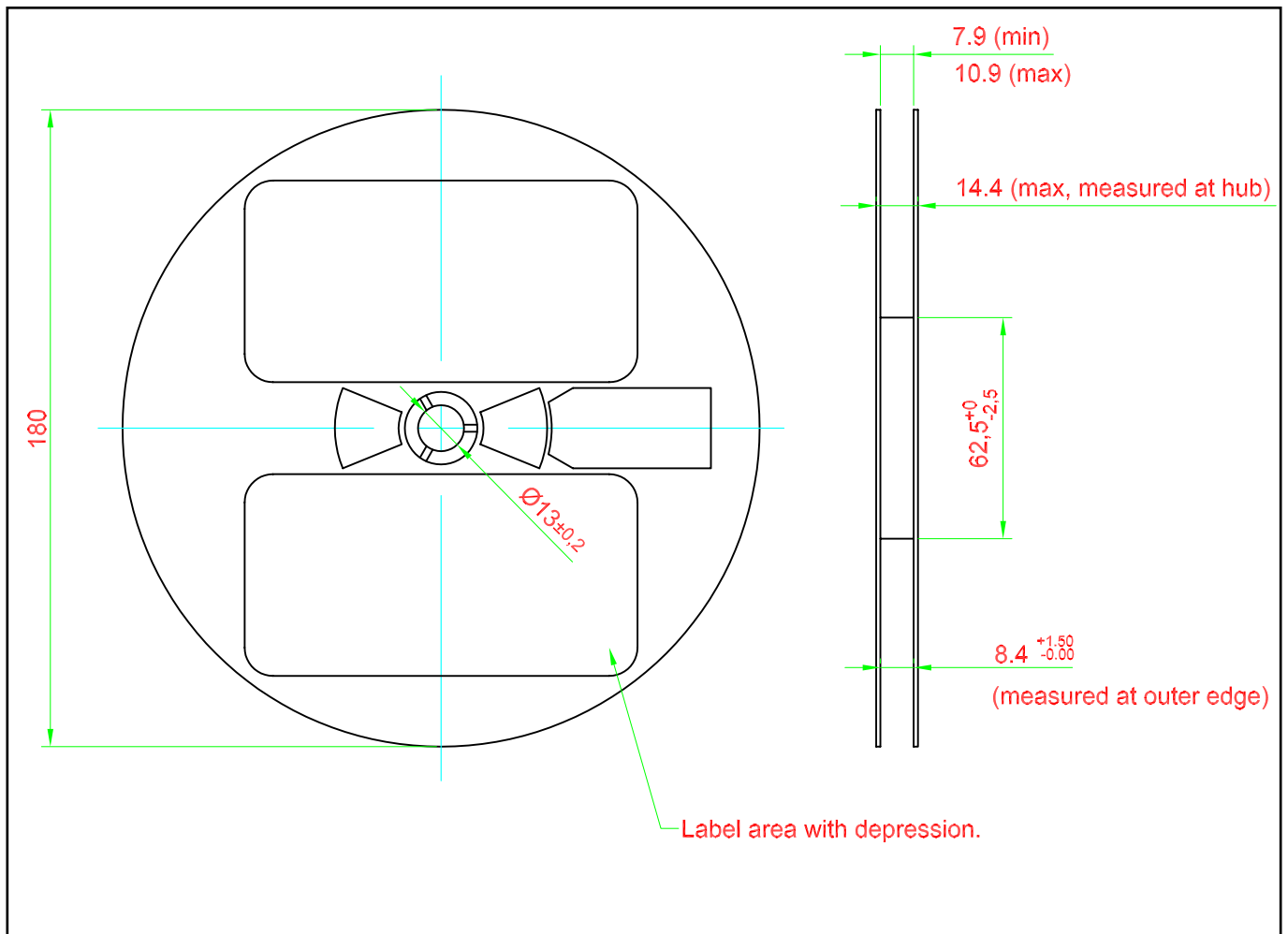


Taping and orientation

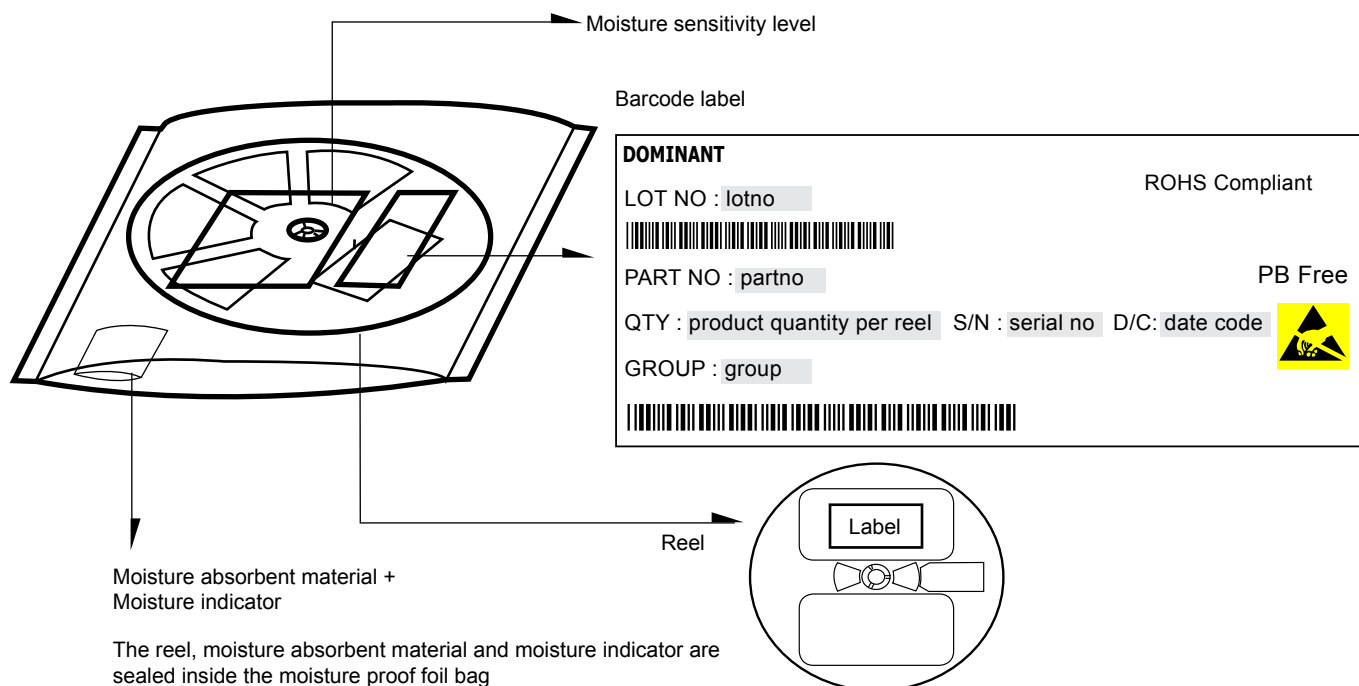
- Reels come in quantity of 2500 units.
- Reel diameter is 180 mm.



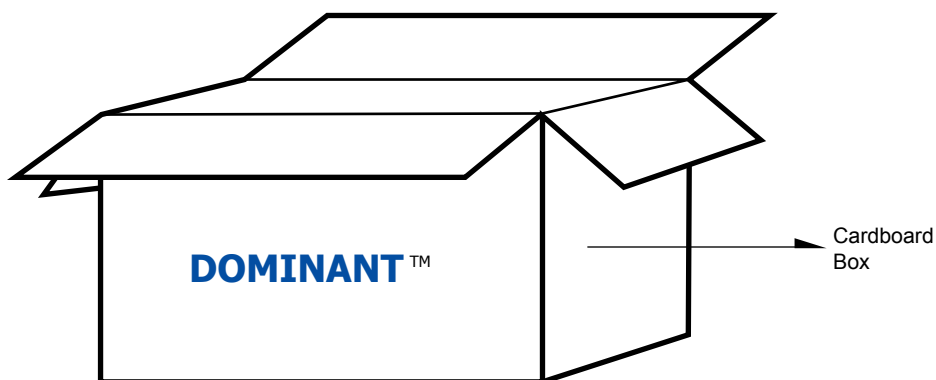
Packaging Specification



Packaging Specification



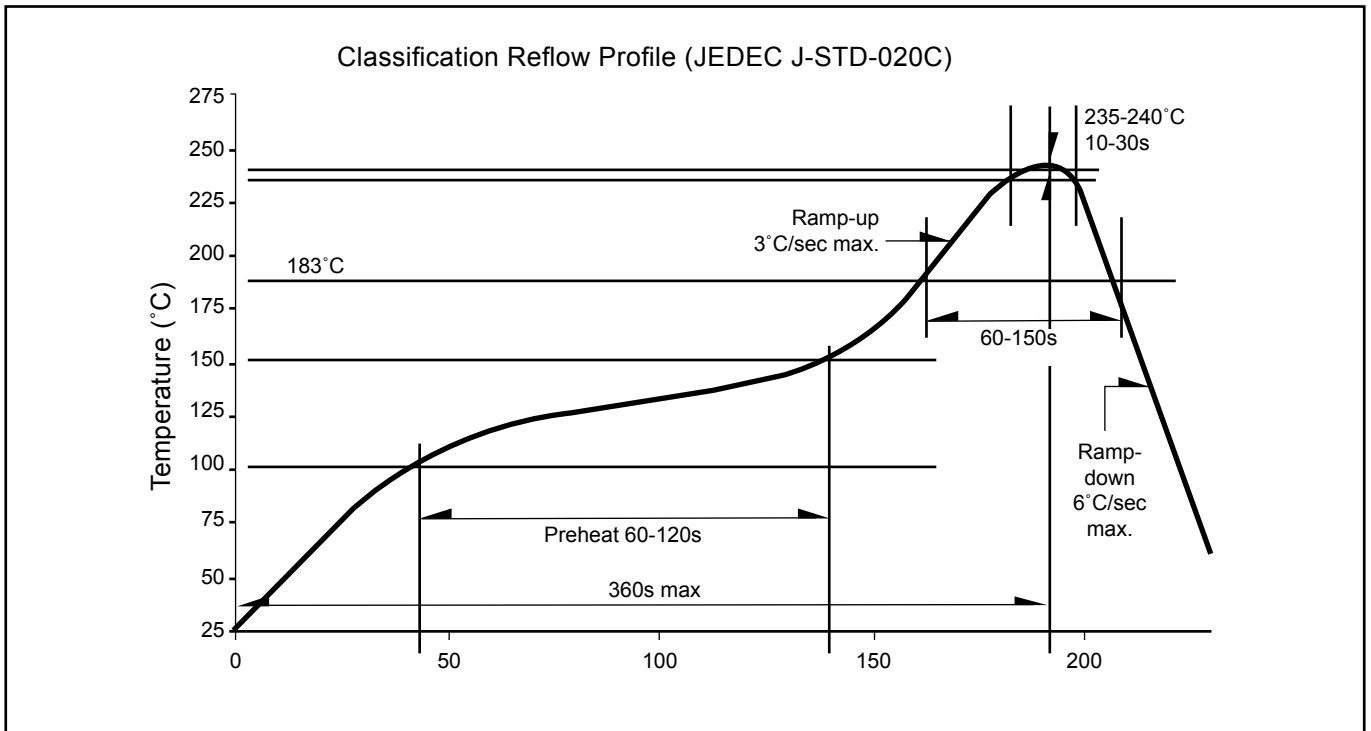
	Average 1pc Right Angle DomiLED	1 completed bag (2500pcs)
Weight (gram)	0.034	190 ± 10



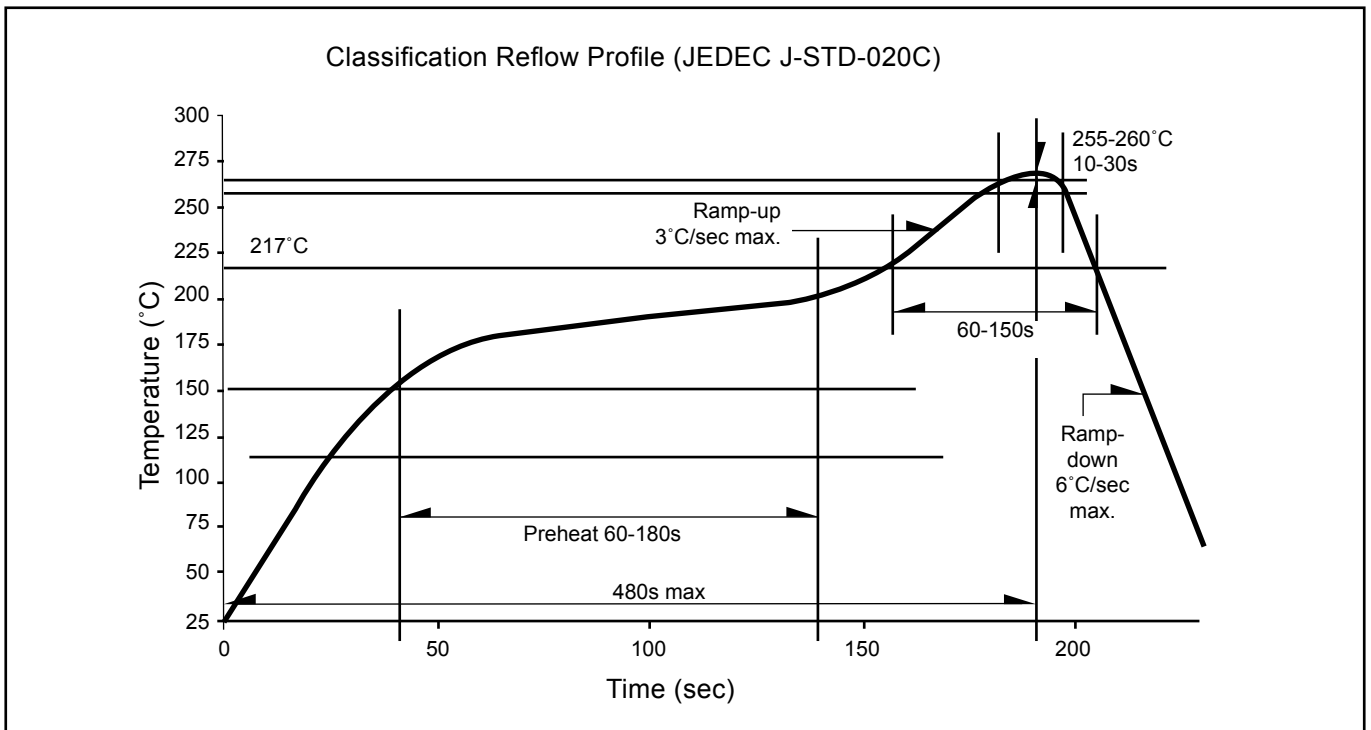
For Right Angle DomiLED™

Cardboard Box Size	Dimensions (mm)	Empty Box Weight (kg)	Reel / Box	Quantity / Box (pcs)
Small	300 x 250 x 250	0.58	15 reels MAX	37,500 MAX
Large	416 x 516 x 476	1.74	96 reels MAX	240,000 MAX

Recommended Sn-Pb IR-Reflow Soldering Profile



Recommended Pb-free Soldering Profile



Revision History

Page	Subjects	Date of Modification
2	Add new partno: DSR-CSS-RS2-1	08 May 2008
7	Update package drawing	05 Dec 2008
7	Print error on package drawing	08 Apr 2009
6	Add Allowable Forward Current Vs Duty Ratio Graph	17 Apr 2009
3	Add minimum value for electrical characteristics	12 May 2009
4	Not for new design: DSR-CSS-QR2-1	29 Jan 2010
-	Update company name	08 Mar 2010
2	Not for new design: DSY-CSS-QR2-1	29 Sep 2010

NOTE

All the information contained in this document is considered to be reliable at the time of publishing. However, DOMINANT Opto Technologies does not assume any liability arising out of the application or use of any product described herein.

DOMINANT Opto Technologies reserves the right to make changes at any time without prior notice to any products in order to improve reliability, function or design.

DOMINANT Opto Technologies products are not authorized for use as critical components in life support devices or systems without the express written approval from the Managing Director of DOMINANT Opto Technologies.

About Us

DOMINANT Opto Technologies is a dynamic Malaysian Corporation that is among the world's leading SMT LED Manufacturers. An excellence – driven organization, it offers a comprehensive product range for diverse industries and applications. Featuring an internationally certified quality assurance acclaim, DOMINANT's extra bright LEDs are perfectly suited for various lighting applications in the automotive, consumer and communications as well as industrial sectors. With extensive industry experience and relentless pursuit of innovation, DOMINANT's state-of-art manufacturing, research and testing capabilities have become a trusted and reliable brand across the globe. More information about DOMINANT Opto Technologies can be found on the Internet at <http://www.dominant-semi.com>.

Please contact us for more information:

Head Quarter

DOMINANT Opto Technologies Sdn. Bhd.
Lot 6, Batu Berendam, FTZ Phase III, 75350 Melaka, Malaysia
Tel: (606) 283 3566 Fax: (606) 283 0566
E-mail: sales@dominant-semi.com

DOMINANT Opto Technologies Sdn. Bhd. Shanghai Representative Office

Rm 1007, DaZhong Building, No. 1515 Zhong Shan (W) Rd, Shanghai, China 200235
Tel: +86 21 6428 6428 Fax: +86 21 6428 6880
E-mail: sales_china@dominant-semi.com

DOMINANT Korea Sales Office

DOMINANT Semiconductors Korea Inc.
RM 211 SUNTEAK CITY APT. 513-15 Sangdaewon-dong, Jungwon-gu, Seongnam-si, Gyeonggi-do, 462-725, Korea
Tel: +82-31-701-5203 Fax: +82-31-701-5204
E-mail: sales_korea@dominant-semi.com

DOMINANT U.S.A Sales Office

25 Rockaway Road, 08833 Lebanon, New Jersey, USA
Tel: (908) 439-9930 Cell: (908) 343-5810 Fax: (908) 439-9929
E-mail: don.wendel@dominant-semi.com

DOMINANT Europe Sales Office

DOMINANT Semiconductors Europe GmbH
Raiffeisenstr. 38, 74906 Bad Rappenau Germany
Tel: +49 (0) 7264-89010-10 / +49 (0) 7264-89010-11 Cell: +49 173-6907370 / +49 173-6907751
Fax: +49 (0) 7264-89010-29
E-mail: gerd.wachno@dominant-semi.eu; hartmut.wettengl@dominant-semi.eu

DOMINANT India Sales Office

C-11, Vasanth Business Centre #86, TTK Road, Alwarpet Chennai - 600 018, INDIA
Tel: 91-44-42030616 / 516 Cell: 91-9444920537 Fax: 91-9444920616
E-mail: pravat.behera@dominant-semi.com

