


High Q/SRF, Low Value Chip Inductors



FEATURES

- High reliability
- Surface mountable
- High self-resonant frequency
- 2 % tolerance available
- Temperature range: - 40 °C to + 125 °C (no load)
- 40 °C to + 85 °C (full rated current)
- Compliant to RoHS directive 2002/95/EC


RoHS
COMPLIANT

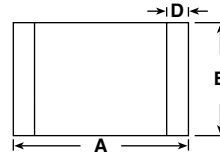
STANDARD ELECTRICAL SPECIFICATIONS

L 100 MHz (nH)	L TOL.	Q TYPICAL			SRF TYP. (MHz)	DCR MAX. (Ω)	RATED DC CURRENT (mA)
		100 MHz	800 MHz	1700 MHz			
1.5	0.3 nH	18	57	125	> 15 000	0.04	1000
1.8	0.3 nH	12	45	58	> 15 000	0.06	1000
2.2	0.3 nH	12	45	68	> 15 000	0.09	1000
2.7	0.3 nH	12	46	71	12 000	0.11	1000
3.3	5%, 10%	12	46	67	11 000	0.13	1000
3.9	5%, 10%	15	55	80	9000	0.13	500
4.7	5%, 10%	15	53	78	7000	0.16	500
5.6	5%, 10%	13	53	80	6500	0.17	500
6.8	5%, 10%	14	53	65	4800	0.20	500
8.2	5%, 10%	15	50	77	3600	0.25	500
10	5%, 10%	13	48	67	3500	0.36	500
12	5%, 10%	14	48	68	3400	0.41	500
15	5%, 10%	15	48	59	3100	0.49	400
18	5%, 10%	14	48	48	2550	0.69	400
22	5%, 10%	16	39	-	1750	0.70	400
27	5%, 10%	16	41	-	1600	0.95	300
33	5%, 10%	16	39 ⁽¹⁾	-	1300	1.1	300
39	5%, 10%	18	32 ⁽¹⁾	-	1200	1.1	300
47	5%, 10%	17	30 ⁽¹⁾	-	1060	1.2	300

Notes

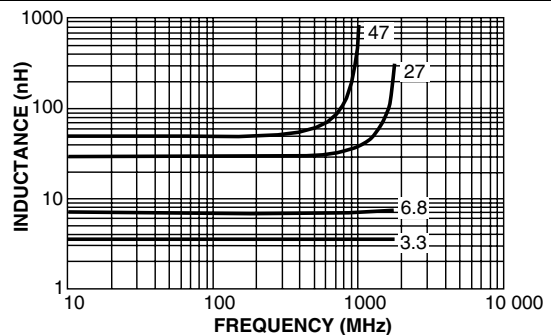
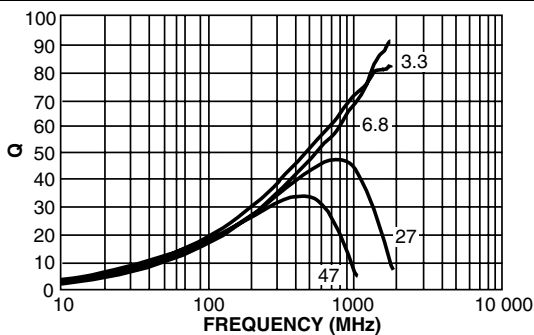
- L, Q, SRF measured on HP-4291A and HP-8753D
- (1) Q Typical at 500 MHz

DIMENSIONS in inches [millimeters]



MODEL	A	B	C	D
IFC-0805	0.079 ± 0.006 [2.00 ± 0.15]	0.049 ± 0.006 [1.25 ± 0.15]	0.020 ± 0.006 [0.50 ± 0.15]	0.015 Max. [0.38 Max.]

PERFORMANCE GRAPHS: INDUCTANCE AND Q VS. FREQUENCY



DESCRIPTION

IFC-0805	10 nH	± 5 %	ER	e3
MODEL	INDUCTANCE VALUE	INDUCTANCE TOLERANCE	PACKAGE CODE	JEDEC LEAD (Pb)-FREE STANDARD

GLOBAL PART NUMBER

I	F	C	0	8	0	5	E	R	1	0	N	J
PRODUCT FAMILY			SIZE			PACKAGE CODE		INDUCTANCE VALUE			TOL.	



Disclaimer

All product specifications and data are subject to change without notice.

Vishay Intertechnology, Inc., its affiliates, agents, and employees, and all persons acting on its or their behalf (collectively, "Vishay"), disclaim any and all liability for any errors, inaccuracies or incompleteness contained herein or in any other disclosure relating to any product.

Vishay disclaims any and all liability arising out of the use or application of any product described herein or of any information provided herein to the maximum extent permitted by law. The product specifications do not expand or otherwise modify Vishay's terms and conditions of purchase, including but not limited to the warranty expressed therein, which apply to these products.

No license, express or implied, by estoppel or otherwise, to any intellectual property rights is granted by this document or by any conduct of Vishay.

The products shown herein are not designed for use in medical, life-saving, or life-sustaining applications unless otherwise expressly indicated. Customers using or selling Vishay products not expressly indicated for use in such applications do so entirely at their own risk and agree to fully indemnify Vishay for any damages arising or resulting from such use or sale. Please contact authorized Vishay personnel to obtain written terms and conditions regarding products designed for such applications.

Product names and markings noted herein may be trademarks of their respective owners.