

HOW TO ORDER

Military Type Designation: Capacitors, Fixed, Ceramic Dielectric, (Temperature Stable and General Purpose), High Reliability

M123

Mil-Spec Number

A

Modification Spec.

01

Slash Sheet Number

BX

Temperature Characteristic

B

Voltage
B = 50
C = 100

103

Capacitance Code

K

Capacitance Tolerance
C = $\pm 0.25\text{pF}$
D = $\pm 0.5\text{pF}$
F = $\pm 1\%$
J = $\pm 5\%$
K = $\pm 10\%$

C

Termination
C = Copper, solder coated (type C-4 or C-5 of MIL-STD-1276)
W = Copper clad steel, solder coated, 60 micro inches minimum.

Capacitance change with reference to 25°C over temperature range -55°C to +125°C		
Symbol	Without Voltage	With Rated DC Voltage
BP	0 \pm 30 ppm/°C	0 \pm 30 ppm/°C
BX	$\pm 15, -15\%$	$\pm 15, -25\%$

CROSS REFERENCE MIL-SPEC TEST REQUIREMENTS

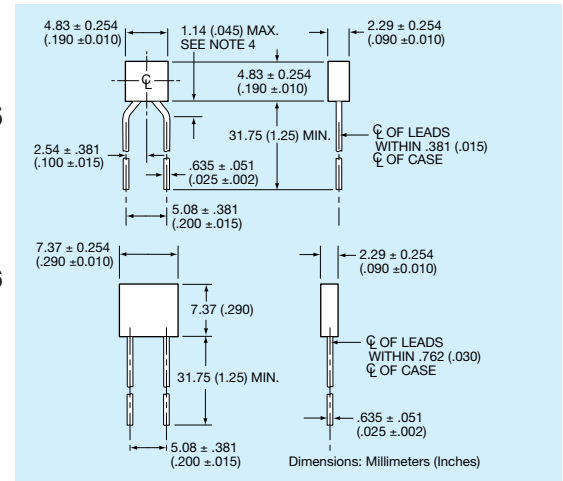
TEST DESCRIPTION	MIL-PRF-123	MIL-PRF-39014	MIL-PRF-20	MIL-PRF-55681
NDT (Non-Destructive Test)	100% Ultrasonic Scan or Neutron-Radiography	No	No	No
Pre-Cap Visual (Pre-Encapsulation Visual Examination)	100%	No	No	No
D.P.A. (Destructive Physical Analysis)	Lot by Lot—Pre-Termination Lot by Lot—Finished Product	No	No	No
Pre-Cap Terminal Strength (Pre-Encapsulation Pull Test)	Lot by Lot	No	No	No
Life Test (Lot by Lot)	Lot by Lot—1000 Hours	No	No	No
Low Voltage Humidity (Lot by Lot)	Lot by Lot	No	No	No
Thermal Shock 100 Cycles (Lot by Lot)	Lot by Lot	No	No	No

MIL-PRF-123/STYLE CKS05, -/01

Part Number 1/	Capacitance pF	Capacitance Tolerance	Voltage-Temperature Limits	Rated Voltage
M123A01BPC4R7_C M123A01BPC5R1_C M123A01BPC5R6_C M123A01BPC6R2_C M123A01BPC6R8_C	4.7 5.1 5.6 6.2 6.8	C, D	BP	100
M123A01BPC7R5_C M123A01BPC8R2_C M123A01BPC9R1_C M123A01BPC100_C M123A01BPC110_C	7.5 8.2 9.1 10 11	C, D C, J, K	BP	100
M123A01BPC120_C M123A01BPC130_C M123A01BPC150_C M123A01BPC160_C M123A01BPC180_C	12 13 15 16 18	C, J, K	BP	100
M123A01BP_200_C M123A01BP_220_C M123A01BP_240_C M123A01BP_270_C M123A01BP_300_C	20 22 24 27 30	C, J, K C, J, K C, J, K F, J, K	BP	100, 200
M123A01BP_330_C M123A01BP_360_C M123A01BP_390_C M123A01BP_430_C M123A01BP_470_C	33 36 39 43 47		BP	100, 200
M123A01BP_510_C M123A01BP_560_C M123A01BP_620_C M123A01BP_680_C M123A01BP_750_C	51 56 62 68 75		BP	100, 200
M123A01BP_820_C M123A01BP_910_C M123A01BP_101_C M123A01BP_111_C M123A01BP_121_C	82 91 100 110 120		BP	100, 200
M123A01BP_131_C M123A01BP_151_C M123A01BP_161_C M123A01BP_181_C M123A01BP_201_C	130 150 160 180 200		BP	100, 200
M123A01BP_221_C M123A01BP_241_C	220 240	F, J, K	BP	100, 200
M123A01BP_271_C M123A01BP_301_C M123A01BP_331_C	270 300 330	F, J, K F, J, K F, J, K	BP BP BP	50, 100, 200 50, 100, 200 50, 100, 200
M123A01BP_361_C M123A01BP_391_C M123A01BP_431_C M123A01BP_471_C M123A01BP_511_C	360 390 430 470 510	F, J, K	BP	50, 100
M123A01BP_561_C M123A01BP_621_C M123A01BP_681_C M123A01BP_751_C M123A01BP_821_C	560 620 680 750 820		BP	50, 100
M123A01BP_911_C M123A01BP_102_C M123A01BP_112_C M123A01BP_122_C M123A01BP_132_C	910 1,000 1,100 1,200 1,300		BP	50, 100
M123A01BP_152_C M123A01BP_162_C M123A01BP_182_C	1,500 1,600 1,800	F, J, K	BP	50, 100
M123A01BPPB202_C M123A01BPPB222_C M123A01BPPB242_C M123A01BPPB272_C M123A01BPPB302_C M123A01BPPB332_C	2,000 2,200 2,400 2,700 3,000 3,300	F, J, K F, J, K	BP BP	50 50
M123A01BXC271KC M123A01BXC331KC M123A01BXC391KC M123A01BXC471KC M123A01BXC561KC	270 330 390 470 560	K	BX	100
M123A01BXC681KC M123A01BXC821KC M123A01BXC102KC M123A01BXC122KC M123A01BXC152KC	680 820 1,000 1,200 1,500		BX	100
M123A01BXC182KC M123A01BXC222KC M123A01BXC272KC M123A01BXC332KC M123A01BXC392KC	1,800 2,200 2,700 3,300 3,900		BX	100
M123A01BXC472KC	4,700	K	BX	100
M123A01BXB562KC M123A01BXB682KC M123A01BXB822KC M123A01BXB103KC	5,600 6,800 8,200 10,000	K	BX	50 50 50 50

CKS05

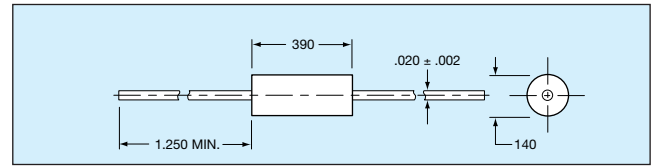
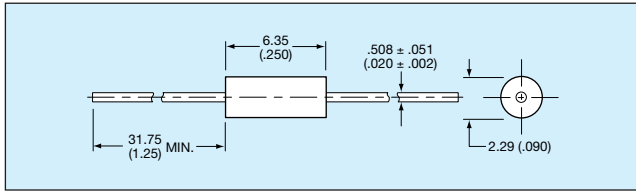
CKS06



MIL-PRF-123/STYLE CKS06, -/02

Part Number 1/	Capacitance pF	Capacitance Tolerance	Voltage-Temperature Limits	Rated Voltage
M123A02BPC271_C M123A02BPC301_C M123A02BPC331_C	270 300 330	F, J, K F, J, K F, J, K	BP BP BP	100 100 100
M123A02BP_361_C M123A02BP_391_C M123A02BP_431_C M123A02BP_471_C M123A02BP_511_C	360 390 430 470 510	F, J, K	BP	100, 200
M123A02BP_561_C M123A02BP_621_C M123A02BP_681_C M123A02BP_751_C M123A02BP_821_C	560 620 680 750 820		BP	100, 200
M123A02BP_911_C M123A02BP_102_C M123A02BP_112_C M123A02BP_122_C M123A02BP_132_C	910 1,000 1,100 1,200 1,300		BP	100, 200
M123A02BP_152_C M123A02BP_162_C M123A02BP_182_C	1,500 1,600 1,800	F, J, K	BP	100, 200
M123A02BPC202_C M123A02BPC222_C M123A02BPC242_C	2,000 2,200 2,400	F, J, K F, J, K F, J, K	BP BP BP	100 100 100
M123A02BP_272_C M123A02BP_302_C M123A02BP_332_C M123A02BP_362_C M123A02BP_392_C	2,700 3,000 3,300 3,600 3,900	F, J, K	BP	50, 100
M123A02BP_432_C M123A02BP_472_C	4,300 4,700	F, J, K	BP	50, 100
M123A02BPPB512_C M123A02BPPB562_C M123A02BPPB622_C M123A02BPPB682_C M123A02BPPB752_C	5,100 5,600 6,200 6,800 7,500	F, J, K	BP	50
M123A02BPPB822_C M123A02BPPB912_C M123A02BPPB103_C M123A02BPPB123_C M123A02BPPB153_C	8,200 9,100 10,000 12,000 15,000		BP	50
M123A02BPPB183_C	18,000	F, J, K	BP	50
M123A02BXC562KC M123A02BXC682KC M123A02BXC822KC M123A02BXC103KC M123A02BXC123KC	5,600 6,800 8,200 10,000 12,000	K	BX	100
M123A02BXC153KC M123A02BXC183KC M123A02BXC223KC M123A02BXC273KC M123A02BXC333KC	15,000 18,000 22,000 27,000 33,000		BX	100
M123A02BXC393KC M123A02BXC473KC	39,000 47,000	K	BX	100
M123A02BX_563KC M123A02BX_683KC M123A02BX_823KC M123A02BX_104KC	56,000 68,000 82,000 100,000	K	BX	50, 100 50, 100 50, 100 50, 100

MIL-PRF-123/Axial Leads



MIL-PRF-123/STYLE CKS12, -/05

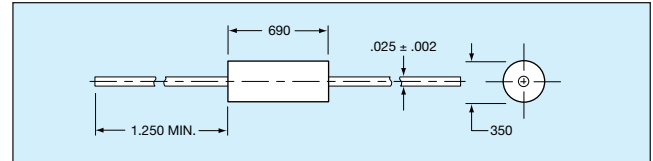
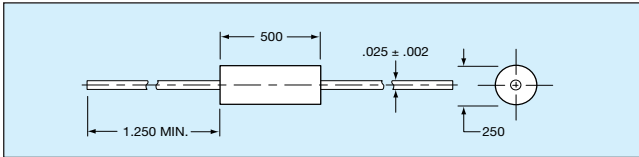
Part Number 1/	Capacitance pF	Capacitance Tolerance	Voltage-Temperature Limits	Rated Voltage
M123A05BPD820_W M123A05BPD910_W M123A05BPD101_W	82 91 100	F, J, K F, J, K F, J, K	BP BP BP	200 200 200
M123A05BP_111_W M123A05BP_121_W M123A05BP_131_W	110 120 130	F, J, K F, J, K F, J, K	BP BP BP	100, 200 100, 200 100, 200
M123A05BPC151_W M123A05BPC161_W M123A05BPC181_W M123A05BPC201_W M123A05BPC221_W	150 160 180 200 220	F, J, K ↓ ↓ ↓ F, J, K	BP ↓ ↓ ↓ BP	100 ↓ ↓ ↓ 100
M123A05BPB241_W	240	F, J, K	BP	50
M123A05BP_271_W M123A05BP_301_W M123A05BP_331_W M123A05BP_361_W	270 300 330 360	F, J, K ↓ ↓ ↓	BP ↓ ↓ ↓	50, 100 ↓ ↓ ↓
M123A05BP_391_W M123A05BP_431_W M123A05BP_471_W	390 430 470	F, J, K	BP	50, 100
M123A05BPC511_W M123A05BPC561_W M123A05BPC621_W M123A05BPC681_W	510 560 620 680	F, J, K ↓ ↓ F, J, K	BP ↓ ↓ BP	100 ↓ ↓ 100
M123A05BPB751_W M123A05BPB821_W M123A05BPB911_W M123A05BPB102_W	750 820 910 1000	F, J, K ↓ ↓ F, J, K	BP ↓ ↓ BP	50 ↓ ↓ 50
M123A05BXC122KW M123A05BXC152KW M123A05BXC182KW M123A05BXC222KW M123A05BXC272KW	1,200 1,500 1,800 2,200 2,700	↓ ↓ ↓ ↓ ↓	BX ↓ ↓ ↓ ↓	100 ↓ ↓ ↓ ↓
M123A05BXC332KW M123A05BXC392KW M123A05BXC472KW	3,300 3,900 4,700	↓ ↓ K	BX ↓ BX	100 ↓ 100
M123A05BXC562KW M123A05BXC682KW M123A05BXC822KW M123A05BXC103KW	5,600 6,800 8,200 10,000	↓ ↓ ↓ K	BX ↓ ↓ BX	50 ↓ ↓ 50

MIL-PRF-123/STYLE CKS14, -/06

Part Number 1/	Capacitance pF	Capacitance Tolerance	Voltage-Temperature Limits	Rated Voltage
M123A06BPD151_W M123A06BPD161_W M123A06BPD181_W M123A06BPD201_W M123A06BPD221_W	150 160 180 200 220	F, J, K ↓ ↓ ↓ F, J, K	BP ↓ ↓ ↓ BP	200 ↓ ↓ ↓ 200
M123A06BP_241_W M123A06BP_271_W M123A06BP_301_W M123A06BP_331_W M123A06BP_361_W	240 270 300 330 360	F, J, K ↓ ↓ ↓ ↓	BP ↓ ↓ ↓ ↓	100, 200 ↓ ↓ ↓ ↓
M123A06BP_391_W M123A06BP_431_W M123A06BP_471_W M123A06BP_511_W M123A06BP_561_W	390 430 470 510 560	↓ ↓ ↓ ↓ ↓	↓ ↓ ↓ ↓ ↓	↓ ↓ ↓ ↓ ↓
M123A06BP_621_W M123A06BP_681_W	620 680	F, J, K	BP	100, 200
M123A06BPC751_W M123A06BPC821_W M123A06BPC911_W M123A06BPC102_W	750 820 910 1,000	F, J, K ↓ ↓ F, J, K	BP ↓ ↓ BP	100 ↓ ↓ 100
M123A06BP_112_W M123A06BP_122_W M123A06BP_132_W M123A06BP_152_W M123A06BP_162_W	1,100 1,200 1,300 1,500 1,600	F, J, K ↓ ↓ ↓ ↓	BP ↓ ↓ ↓ ↓	50, 100 ↓ ↓ ↓ ↓
M123A06BP_182_W M123A06BP_202_W M123A06BP_222_W	1,800 2,000 2,200	↓ ↓ F, J, K	↓ ↓ BP	↓ ↓ 50, 100
M123A06BPB242_W M123A06BPB272_W M123A06BPB302_W M123A06BPB332_W M123A06BPB362_W	2,400 2,700 3,000 3,300 3,600	F, J, K ↓ ↓ ↓ ↓	BP ↓ ↓ ↓ ↓	50 ↓ ↓ ↓ ↓
M123A06BPB392_W M123A06BPB432_W M123A06BPB472_W M123A06BPB512_W M123A06BPB562_W	3,900 4,300 4,700 5,100 5,600	↓ ↓ ↓ ↓ ↓	↓ ↓ ↓ ↓ ↓	↓ ↓ ↓ ↓ ↓
M123A06BPB622_W M123A06BPB682_W	6,200 6,800	F, J, K	BP	50
M123A06BXC562KW M123A06BXC682KW M123A06BXC822KW M123A06BXC103KW	5,600 6,800 8,200 10,000	↓ ↓ ↓ K	BX ↓ ↓ BX	100 ↓ ↓ 100
M123A06BXC123KW M123A06BXC153KW M123A06BXC183KW M123A06BXC223KW M123A06BXC273KW	12,000 15,000 18,000 22,000 27,000	↓ ↓ ↓ ↓ ↓	BX ↓ ↓ ↓ ↓	50 ↓ ↓ ↓ ↓
M123A06BXC333KW M123A06BXC393KW M123A06BXC473KW	33,000 39,000 47,000	↓ ↓ K	BX ↓ BX	↓ ↓ 50



MIL-PRF-123/Axial Leads

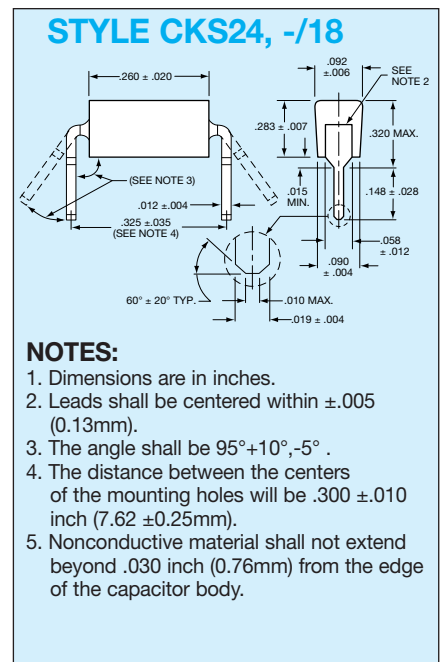
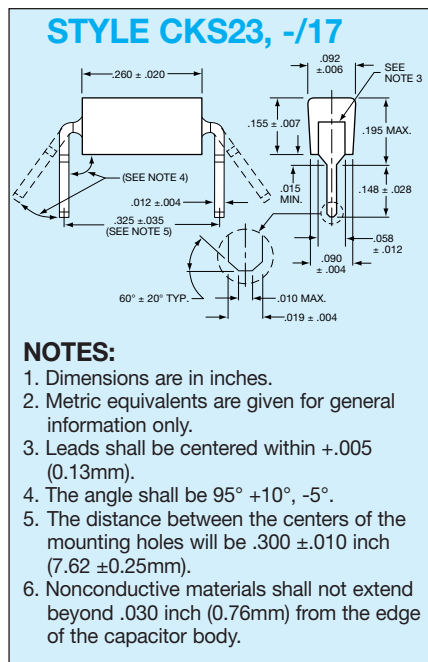
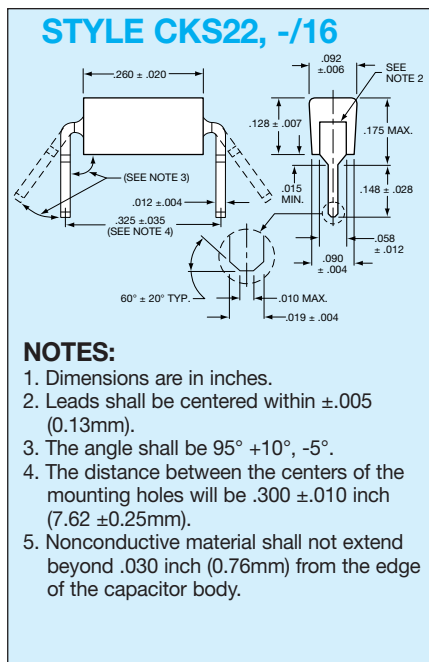


MIL-PRF-123/STYLE CKS15, -/07

Part Number 1/	Capacitance pF	Capacitance Tolerance	Voltage-Temperature Limits	Rated Voltage
M123A07BPD821_W M123A07BPD102_W	820 1000	F, J, K F, J, K	BP BP	200 200
M123A07BP_112_W M123A07BP_122_W M123A07BP_132_W M123A07BP_152_W M123A07BP_162_W	1,100 1,200 1,300 1,500 1,600	F, J, K ↓ ↓ ↓ ↓	BP ↓ ↓ ↓ ↓	100, 200 ↓ ↓ ↓ ↓
M123A07BP_182_W M123A07BP_202_W M123A07BP_222_W	1,800 2,000 2,200	F, J, K ↓ ↓	BP ↓ ↓	100, 200 ↓ ↓
M123A07BP_242_W M123A07BP_272_W M123A07BP_302_W M123A07BP_332_W	2,400 2,700 3,000 3,300	F, J, K ↓ ↓ ↓	BP ↓ ↓ ↓	50, 200 ↓ ↓ ↓
M123A07BPB362_W	3,600	F, J, K	BP	50
M123A07BP_392_W M123A07BP_432_W M123A07BP_472_W M123A07BP_512_W M123A07BP_562_W	3,900 4,300 4,700 5,100 5,600	F, J, K ↓ ↓ ↓ ↓	BP ↓ ↓ ↓ ↓	50, 100 ↓ ↓ ↓ ↓
M123A07BP_622_W M123A07BP_682_W M123A07BP_752_W M123A07BP_822_W M123A07BP_912_W	6,200 6,800 7,500 8,200 9,100	↓ ↓ ↓ ↓ ↓	↓ ↓ ↓ ↓ ↓	↓ ↓ ↓ ↓ ↓
M123A07BP_103_W M123A07BP_113_W M123A07BP_123_W	10,000 11,000 12,000	↓ ↓ ↓	↓ ↓ ↓	↓ ↓ ↓
M123A07BPB133_W M123A07BPB153_W M123A07BPB163_W M123A07BPB183_W M123A07BPB203_W	13,000 15,000 16,000 18,000 20,000	F, J, K ↓ ↓ ↓ ↓	BP ↓ ↓ ↓ ↓	50 ↓ ↓ ↓ ↓
M123A07BPB223_W M123A07BPB273_W	22,000 27,000	↓ ↓	↓ ↓	↓ ↓
M123A07BXC123KW M123A07BXC153KW M123A07BXC183KW M123A07BXC223KW M123A07BXC273KW	12,000 15,000 18,000 22,000 27,000	↓ ↓ ↓ ↓ ↓	↓ ↓ ↓ ↓ ↓	↓ ↓ ↓ ↓ ↓
M123A07BXC333KW M123A07BXC393KW M123A07BXC473KW M123A07BXC563KW M123A07BXC683KW	33,000 39,000 47,000 56,000 68,000	↓ ↓ ↓ ↓ ↓	↓ ↓ ↓ ↓ ↓	↓ ↓ ↓ ↓ ↓
M123A07BXC823KW M123A07BXC104KW	82,000 100,000	↓ ↓	↓ ↓	↓ ↓
M123A07BXC124KW M123A07BXC154KW M123A07BXC184KW	120,000 150,000 180,000	K K K	BX BX BX	50 50 50

MIL-PRF-123/STYLE CKS16, -/08

Part Number 1/	Capacitance pF	Capacitance Tolerance	Voltage-Temperature Limits	Rated Voltage
M123A08BPC242_W M123A08BPC272_W M123A08BPC302_W M123A08BPC332_W M123A08BPC362_W	2,400 2,700 3,000 3,300 3,600	F, J, K ↓ ↓ ↓ ↓	BP ↓ ↓ ↓ ↓	100 ↓ ↓ ↓ ↓
M123A08BP_392_W M123A08BP_432_W M123A08BP_472_W M123A08BP_512_W M123A08BP_562_W	3,900 4,300 4,700 5,100 5,600	F, J, K ↓ ↓ ↓ ↓	BP ↓ ↓ ↓ ↓	100, 200 ↓ ↓ ↓ ↓
M123A08BP_622_W M123A08BP_682_W M123A08BP_822_W M123A08BP_912_W M123A08BP_103_W	6,200 6,800 8,200 9,100 10,000	↓ ↓ ↓ ↓ ↓	↓ ↓ ↓ ↓ ↓	↓ ↓ ↓ ↓ ↓
M123A08BPB113_W M123A08BPB123_W M123A08BPB133_W	11,000 12,000 13,000	F, J, K F, J, K F, J, K	BP BP BP	50 50 50
M123A08BP_153_W M123A08BP_163_W M123A08BP_183_W M123A08BP_203_W M123A08BP_223_W	15,000 16,000 18,000 20,000 22,000	F, J, K ↓ ↓ ↓ ↓	BP ↓ ↓ ↓ ↓	50, 100 ↓ ↓ ↓ ↓
M123A08BPC273_W M123A08BPC333_W M123A08BPC393_W	27,000 33,000 39,000	F, J, K F, J, K F, J, K	BP BP BP	100 100 100
M123A08BPB473_W M123A08BPB563_W M123A08BPB683_W M123A08BPB823_W	47,000 56,000 68,000 82,000	F, J, K ↓ ↓ ↓	BP ↓ ↓ ↓	50 ↓ ↓ ↓
M123A08BXC124KW M123A08BXC154KW M123A08BXC184KW M123A08BXC224KW M123A08BXC274KW	120,000 150,000 180,000 220,000 270,000	↓ ↓ ↓ ↓ ↓	↓ ↓ ↓ ↓ ↓	↓ ↓ ↓ ↓ ↓
M123A08BXC334KW M123A08BXC394KW M123A08BXC474KW	330,000 390,000 470,000	↓ ↓ ↓	↓ ↓ ↓	↓ ↓ ↓
M123A08BXC564KW M123A08BXC684KW M123A08BXC824KW M123A08BXC105KW	560,000 680,000 820,000 1,000,000	K ↓ ↓ ↓	BX ↓ ↓ ↓	50 ↓ ↓ ↓



MIL-PRF-123/STYLE CKS22, -/16

Part Number 1/	Capacitance pf	Capacitance Tolerance	Voltage-Temperature Limits	Rated Voltage
M123A16BPD1R0DC	1.0	D	BP	200
M123A16BPD1R2ZDC	1.2			
M123A16BPD1R5DC	1.5			
M123A16BPD1R8DC	1.8			
M123A16BPD2R2ZDC	2.2			
M123A16BPD2R7DC	2.7			
M123A16BPD3R3DC	3.3			
M123A16BPD3R9DC	3.9			
M123A16BPD4R7DC	4.7			
M123A16BPD5R6DC	5.6			
M123A16BPD6R8DC	6.8			
M123A16BPD8R2DC	8.2			
M123A16BPD100_C	10	D, J, K		
M123A16BPD120_C	12			
M123A16BPD150_C	15			
M123A16BPD180_C	18			
M123A16BPD220_C	22			
M123A16BPD270_C	27			
M123A16BPD330_C	33			
M123A16BPD390_C	39			
M123A16BPD470_C	47			
M123A16BPD560_C	56			
M123A16BPD680_C	68			
M123A16BPD820_C	82			
M123A16BPD101_C	100			
M123A16BPD121_C	120			
M123A16BPD151_C	150			
M123A16BPD181_C	180			
M123A16BPD221_C	220			
M123A16BPD271_C	270			
M123A16BPD331_C	330			
M123A16BPD391_C	390			
M123A16BPD471_C	470	F, J, K	BP	200
M123A16BPC561_C	560	F, J, K	BP	100
M123A16BPC681_C	680			
M123A16BPC821_C	820			
M123A16BPC102_C	1000			
M123A16BPC122_C	1200			
M123A16BPC152_C	1500			
M123A16BPC182_C	1800			
M123A16BPC222_C	2200	F, J, K	BP	100
M123A16BPB272_C	2700	F, J, K	BP	50
M123A16BPB332_C	3300			
M123A16BPB392_C	3900			
M123A16BPB472_C	4700	F, J, K	BP	50
M123A16BXD271KC	270	K	BX	200
M123A16BXD331_C	330	K, M		
M123A16BXD391KC	390	K		
M123A16BXD471_C	470	K, M		
M123A16BXD561KC	560	K		
M123A16BXD681_C	680	K, M		
M123A16BXD821KC	820	K	BX	200
M123A16BXC102_C	1000	K, M	BX	100
M123A16BXC122KC	1200	K		
M123A16BXC152_C	1500	K, M		
M123A16BXC182KC	1800	K		
M123A16BXC222_C	2200	K, M	BX	100

Part Number 1/	Capacitance pf	Capacitance Tolerance	Voltage-Temperature Limits	Rated Voltage
M123A16BXC272KC	2700	K	BX	100
M123A16BXC332_C	3300	K, M		
M123A16BXC392KC	3900	K		
M123A16BXC472_C	4700	K, M		
M123A16BXC562KC	5600	K		
M123A16BXC682_C	6800	K, M		
M123A16BXC822KC	8200	K		
M123A16BXC103_C	10000	K, M	BX	100
M123A16BXB123KC	12000	K	BX	50
M123A16BXB153_C	15000	K, M		
M123A16BXB183KC	18000	K		
M123A16BXB223_C	22000	K, M		
M123A16BXB273KC	27000	K		
M123A16BXB333_C	33000	K, M		
M123A16BXB393KC	39000	K		
M123A16BXB473_C	47000	K, M		
M123A16BXB563KC	56000	K		
M123A16BXB683_C	68000	K, M		
M123A16BXB823KC	82000	K		
M123A16BXB104_C	100000	K, M	BX	50

1/The complete part number shall include a symbol to indicate capacitance tolerance, as applicable.

MIL-PRF-123/STYLE CKS23, -/17

Part Number 1/	Capacitance pf	Capacitance Tolerance	Voltage-Temperature Limits	Rated Voltage
M123A17BPD561_C	560	F, J, K	BP	200
M123A17BPD681_C	680			
M123A17BPD821_C	820			
M123A17BPD102_C	1000			
M123A17BPD122_C	1200	F, J, K	BP	200
M123A17BPC272_C	2700	F, J, K	BP	100
M123A17BPC332_C	3300	F, J, K	BP	100
M123A17BPB472_C	4700	F, J, K	BP	50
M123A17BPB562_C	5600			
M123A17BPB682_C	6800			
M123A17BPB822_C	8200			
M123A17BPB103_C	10000	F, J, K	BP	50
M123A17BXD102_C	1000	K, M	BX	200
M123A17BXD122KC	1200	K		
M123A17BXD152_C	1500	K, M		
M123A17BXD182KC	1800	K		
M123A17BXD222_C	2200	K, M		
M123A17BXD272KC	2700	K		
M123A17BXD332_C	3300	K, M		
M123A17BXD392KC	3900	K		
M123A17BXD472_C	4700	K, M		
M123A17BXD562KC	5600	K		
M123A17BXD682_C	6800	K, M		
M123A17BXD822KC	8200	K		
M123A17BXD103_C	10000	K, M	BX	200
M123A17BXC123KC	12000	K	BX	100
M123A17BXC153_C	15000	K, M		
M123A17BXC183KC	18000	K		
M123A17BXC223_C	22000	K, M		
M123A17BXC273KC	27000	K	BX	100

Part Number 1/	Capacitance pf	Capacitance Tolerance	Voltage-Temperature Limits	Rated Voltage
M123A17BXC333_C	33000	K, M	BX	100
M123A17BXC393KC	39000	K		
M123A17BXC473_C	47000	K, M		
M123A17BXC563KC	56000	K		
M123A17BXC683_C	68000	K, M		
M123A17BXC823KC	82000	K		
M123A17BXC104_C	100000	K, M	BX	100
M123A17BXB124KC	120000	K	BX	50
M123A17BXB154_C	150000	K, M		
M123A17BXB184KC	180000	K		
M123A17BXB224_C	220000	K, M	BX	50

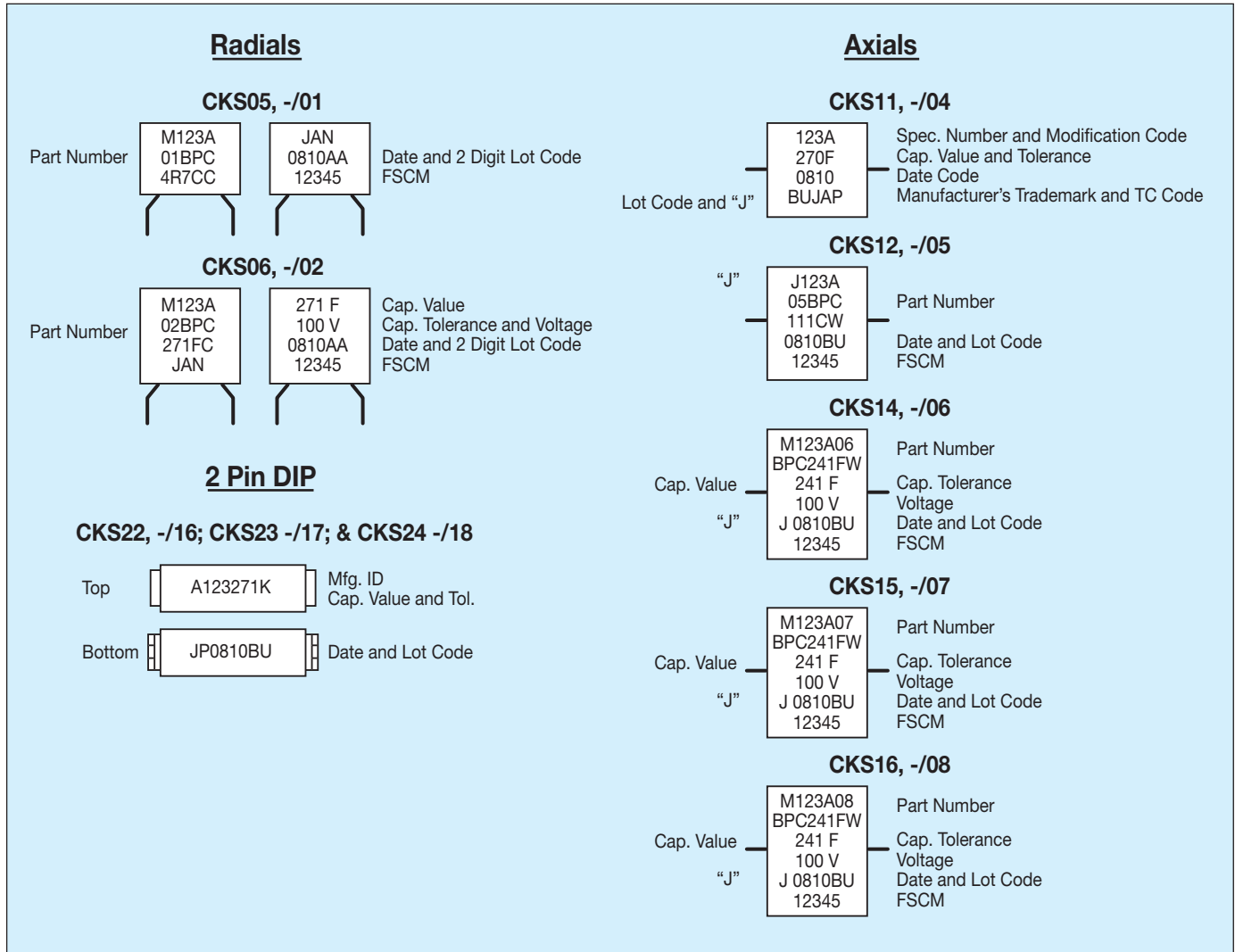
1/The complete part number shall include a symbol to indicate capacitance tolerance, as applicable.

MIL-PRF-123/STYLE CKS24, -/18

Part Number 1/	Capacitance pf	Capacitance Tolerance	Rated Voltage Limits
M123A18BRC124KC	120000	K	100
M123A18BRC154_C	150000	K, M	100
M123A18BRB184KC	180000	K	50
M123A18BRB224_C	220000	K, M	
M123A18BRB274KC	270000	K	
M123A18BRB334_C	330000	K, M	
M123A18BRB394KC	390000	K	
M123A18BRB474_C	470000	K, M	50

1/The complete part number shall include a symbol to indicate capacitance tolerance, as applicable.

MARKING



MILITARY PART NUMBER CROSS REFERENCE MIL-PRF-123/

MIL-PRF-123		MIL-PRF-39014		MIL-PRF-20		MIL-PRF-55681		AVX CATALOG
CKS #	M123/ -	CKR #	M39014/ -	CCR #	M20/ -	CDR #	M55681/ -	
CKS05	/1	CKR05	/01	CCR05	/35	N/A	N/A	MR05
CKS06	/2	CKR06	/02	CCR06	/36	N/A	N/A	MR06
CKS11	/4	CKR11	/05	CCR75	/27	N/A	N/A	MA10
CKS12	/5	CKR12	/05	CCR76	/28	N/A	N/A	MA20
CKS14	/6	CKR14	/05	CCR77	/29	N/A	N/A	MA40
CKS15	/7	CKR15	/05	CCR78	/30	N/A	N/A	MA50
CKS16	/8	CKR16	/05	CCR79	/31	N/A	N/A	MA60
CKS51	/10	N/A	N/A	N/A	N/A	CDR01	/1	0805
CKS52	/11	N/A	N/A	N/A	N/A	N/A	N/A	1210
CKS53	/12	N/A	N/A	N/A	N/A	CDR03	/1	1808
CKS54	/13	N/A	N/A	N/A	N/A	CDR06	/3	2225
CKS22	/16	CKR22	/22	N/A	N/A	N/A	N/A	MD01
CKS23	/17	CKR23	/22	N/A	N/A	N/A	N/A	MD02
CKS24	/18	CKR24	/22	N/A	N/A	N/A	N/A	MD03