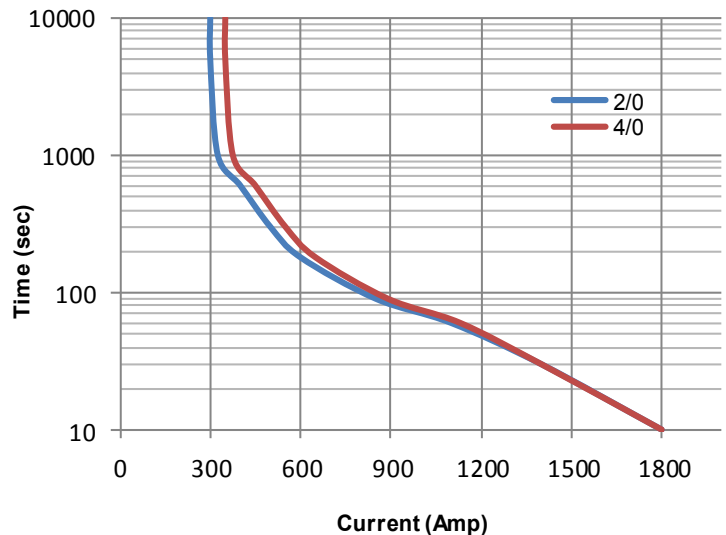


Key Features

EPIC® Seal	Ceramic to metal braze. Gas filled hermetic chamber protects key components. Exceeds IP69K standard
Temperature	Tested to temperatures up to 200°C
Contacts / Form	Silver / SPST / NO
Coil	Efficient two coil design with no PWM or EMI emissions. Coil suppression built in
High Shock and Vibration	For rugged environments, off-road and tracked vehicles
Installation	Not direction sensitive
Made in USA	Designed and manufactured in the USA
Reference	MIL-R-6106, RoHS

Current Carry vs Time
with 85°C terminal temperature rise



Power Terminals

- Stainless M8 X 1.25 Stud
- Stainless M8 X 1.25 Nut
- Stainless Lock Washer
- Stainless Flat Washer
- Torque 9-10 Nm [80-90 in-lb]

Mounting Hardware

- M5 [No. 10] Bolts (not incl.)
- Torque 2-4 Nm [18-35 in-lb]

Coil Wire

Silicone, 20 AWG, UL: VW-1

Case Material

25% GF Nylon 6/6, UL 94 V-O

Technical Specification	
Continuous Current	300A w/ 2/0 cable (see graph on reverse)
Max Current—1 sec	3000A
Max Current—10 sec	1800A
Max Current—90 sec	850A
Contact Voltage Drop (max)	150mV at 300A
Insulation Resistance (min)	100MΩ (50MΩ after life)
Dielectric Withstanding	1500VRMS (1050 VRMS after life)
Operate Time (max)	20 msec (include bounce)
Release Time (max)	12 msec
Weight	1.0 lb with hardware (460 grams)

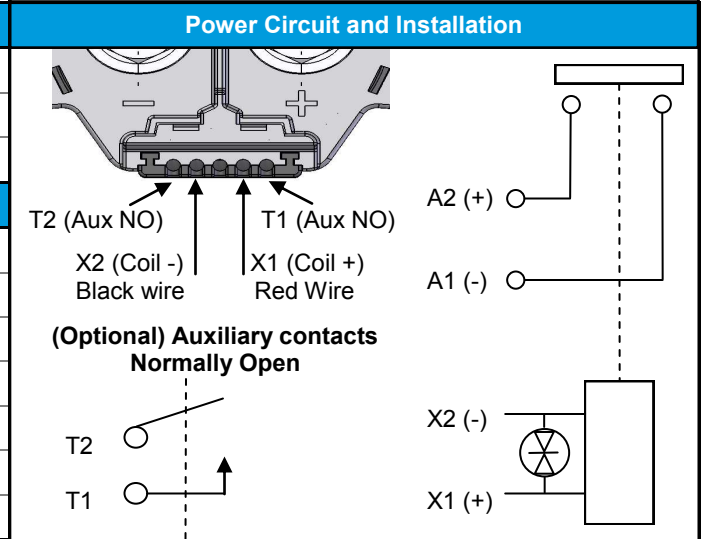
MX23

Coil Voltage:
B = 12V
C = 24V
F = 48V

Auxiliary Contacts:
Blank = none
B = SPST, Normally Open

Coil Wire:
A = 38 cm (15 in)
B = 61 cm (24 in)
C = 122 cm (48 in)

Resistive Load Switching	
300A at 24 VDC	100,000 cycles
Mechanical Life	300,000 cycles
Fault Interrupt @ 28VDC	3000A

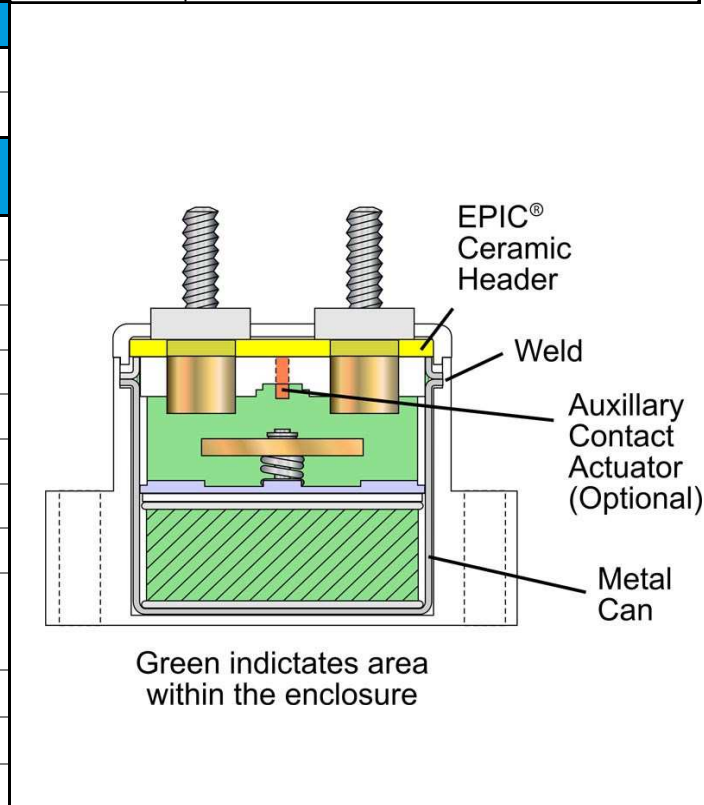


Environmental Specifications	
Seal	Hermetic, 10 E-9 atm cc/sec
Temperature Range	-55°C to +100°C
Shock	Sawtooth @ 20G, 11ms, ½ Sine @ 25G, 11ms
Vibration	10-2000 Hz, 20G
Water / Steam	2750 psi waterjet, 105 psi steam, boiling water
Salt Spray Corrosion	MIL-STD-810G
Resistant to corrosion, chemicals, and fungal growth	

Auxiliary contacts (optional) - Form A, SPST Normally Open	
Switching Current (max)	1A at 28VDC
Switching Current (min)	0.1mA at 5V

Coil Ratings at 25°C
 *Contact factory for additional coil voltages

Coil P/N Designation	B	C	F
Coil Voltage, Nominal	12 VDC	24 VDC	48 VDC
Coil Voltage, Max	16 VDC	32 VDC	60 VDC
Pick-Up Voltage, Max	8 VDC	16 VDC	40 VDC
Drop-Out Voltage	0.5 to 4 VDC	2 to 7.5 VDC	4 to 15 VDC
Pick-Up Current, Max (75ms)	4.3 A	1.6 A	0.98 A
Coil Current	0.24 A	0.09 A	0.044 A
Coil Power	2.9 W	2.1 W	2.1 W
Internal Coil Suppression	Transorb		
Coil Back EMF	55 V		125 V
Transients, Max (13ms)	±50 V		±75 V
Reverse Polarity	16 V	32 V	64 V



Options and Accessories	

GIGAVAC®

P.O. Box 4428
 Santa Barbara, CA 93140

www.gigavac.com info@gigavac.com +805-684-8401

Rev 2 6/19/13 © 2013 GIGAVAC, LLC Page 2 of 2 **MX23**