

Platinum RTD Probes




Standard Dimension PR-13 Series Quick Disconnect Probes

A general purpose probe with electrical connections made via a standard size OTP 3-prong connector. Each unit is supplied with mating connector. Available in 1/16", 1/8", 3/16", or 1/4" diameters, with standard probe lengths from 6" to 24". Custom lengths available on request.

Type PR-13 Mating Female Connector Included.

Shown actual size.

Red lead attaches to this pin for Style 2.



Also Available with PFA Coating. Visit omega.com

To Order Visit omega.com/pr-13 for Pricing and Details

Model Number	Lead Style†	Ω at 0°C	Sheath Length**
PR-13-2-100-(*)-6-E	2	100	6"
PR-13-2-100-(*)-9-E	2	100	9"
PR-13-2-100-(*)-12-E	2	100	12"
PR-13-2-100-(*)-18-E	2	100	18"
PR-13-2-100-(*)-24-E	2	100	24"

* Specify: 1/16, 1/8, 3/16 or 1/4 for probe diameter in inches.

† 3-wire lead configuration standard, contact sales for other configurations.

** Add additional cost per inch for lengths 25 to 72". Add additional cost per foot for lengths above 72" (1/8" dia 24" max).

RTD Probes cannot be bent in the field. OMEGA offers custom bending; consult our Sales Department.

Ordering Example: PR-13-2-100-1/4-6-E, quick disconnect PR-13 probe with mating connector, style 2 wiring, 100 Ω @ 0°C, 1/4" diameter, 6" long, European curve (α = 0.00385).

- ✓ Includes a Precision 100 Ω, Class "A" DIN Platinum Wire Wound RTD Element
- ✓ Easily Connect to Your Meter or Measurement System via Our Standard 3-Prong OTP Connector and Extension Cords or Cables
- ✓ Variable Diameters and Lengths Available
- ✓ Temperature Range is -200 to 500°C (220°C Max at Connector)

Metric Dimension PR-13 Series Quick Disconnect RTD Probes

A general purpose probe with electrical connections made via a standard size OTP 3-prong connector. Each unit is supplied with mating connector. Available from 1.5 to 6 mm diameters, with standard probe lengths from 150 to 600 mm. Other lengths available on request.

Model Number	Lead Style†	Ω at 0°C	Sheath Length**
PR-13-2-100-(*)-150-E	2	100	150 mm
PR-13-2-100-(*)-225-E	2	100	225 mm
PR-13-2-100-(*)-300-E	2	100	300 mm
PR-13-2-100-(*)-450-E	2	100	450 mm
PR-13-2-100-(*)-600-E	2	100	600 mm

* Specify: M15 for 1.5 mm, M30 for 3 mm, M45 for 4.5 mm or M60 for 6 mm, for probe diameter in mm.

† 3-wire lead configuration standard; others available, contact sales for other configurations.

** Add additional cost per 25 mm for lengths 625 mm to 18 m. Add additional cost per 300 mm for lengths above 18 m.

RTD Probes cannot be bent in the field. OMEGA offers custom bending; consult our Sales Department.


Ordering Example: PR-13-2-100-M60-150-E, quick disconnect PR-13 probe with mating connector, style 2 wiring, 100 Ω @ 0°C, 6 mm diameter, 150 mm long, European curve (α = 0.00385).



Platinum RTD Probes



Type PR-17 Mating Female Connector Included.



Also Available with PFA Coating. Visit omega.com

Standard Dimension PR-17 Series Miniature Quick Disconnect Probes

General purpose probes with a 1/8 and 1/16" OD 304 SS sheath, in lengths from 6 to 24". Each probe terminates with a MTP miniature 3-prong connector (mating connector included).

To Order Visit omega.com/pr-17 for Pricing and Details

Model Number	Lead Style†	Ω at 0°C	Sheath Length**
PR-17-2-100-(*)-6-E	2	100	6"
PR-17-2-100-(*)-9-E	2	100	9"
PR-17-2-100-(*)-12-E	2	100	12"
PR-17-2-100-(*)-18-E	2	100	18"
PR-17-2-100-(*)-24-E	2	100	24"

* Specify 1/8 or 1/16 for probe diameter in inches.

† 3-wire lead configuration standard, contact sales for other configurations.

** Add additional cost per inch for lengths 25 to 72". Add additional cost per foot for lengths above 72" (1/16" diameter 24" max).

Ordering Example: PR-17-2-100-1/8-6-E, quick disconnect PR-17 probe with miniature mating connector, style 2 wiring, 100 Ω @ 0°C, 1/8" diameter, 6" long, European curve (α = 0.00385).

- ✓ Includes a Precision 100 Ω, Class "A" DIN Platinum Wire Wound RTD Element
- ✓ Easily Connect to Your Meter or Measurement System via Our Miniature 3-Prong MTP Connector and Extension Cords or Cables
- ✓ Available in 1.5 and 3 mm (1/16 and 1/8") Diameters
- ✓ Temperature Range is -200 to 500°C (220°C Max at Connector)

Metric Dimension PR-17 Series Miniature Quick Disconnect Probes

General purpose probes with a 1.5 and 3 mm OD 304 SS sheath, in lengths from 150 to 600 mm. Each probe terminates with a MTP miniature 3-prong connector (mating connector included).

Model Number	Lead Style†	Ω at 0°C	Sheath Length**
PR-17-2-100-(*)-150-E	2	100	150 mm
PR-17-2-100-(*)-225-E	2	100	225 mm
PR-17-2-100-(*)-300-E	2	100	300 mm
PR-17-2-100-(*)-450-E	2	100	450 mm
PR-17-2-100-(*)-600-E	2	100	600 mm


* Specify "M15" for 15 mm or "M3" for 3 mm probe dimensions.

† 3-wire lead configuration standard, contact sales for other configurations.

** Add additional cost per 25 mm for lengths 625 mm to 18 m. Add additional cost per 300 mm for lengths above 18 m.

Ordering Example: PR-17-2-100-M30-150-E, quick disconnect PR-17 probe with miniature mating connector, style 2 wiring, 100 Ω @ 0°C, 3 mm diameter, 150 mm long, European curve (α = 0.00385).

Options



OM-CP-RTDTEMP101 precision datalogger, visit omega.com/om-cp-rtdtemp101



SSLK fitting.



TECU10-MTP extension cable.