

(2,54mm) .100"

SSW, SSQ SERIES

THROUGH-HOLE .025" SQ POST SOCKET

SPECIFICATIONS

For complete specifications see www.samtec.com?SSW or www.samtec.com?SSQ

Insulator Material:

Black Liquid Crystal Polymer (-S & -D) or Black High Temperature Thermoplastic (-T)



Contact Material:

Phosphor Bronze

Plating:

Au or Sn over 50µ" (1.27µm) Ni

Operating Temp Range:

-55°C to +125°C with Gold

-55°C to +105°C with Tin

Contact Resistance:

10 mΩ max

Insertion Depth:

(3,68mm) .145" to (6,35mm) .250"

Insertion Force:

(Single contact only) (-S plating)

Standard= 6oz (1,67N) avg (0,64mm) .025" SQ pin);

SSW Low Insertion Force= 3oz (0,83N) avg

SSQ Low Insertion Force= 3.3oz (0,92N) avg

Normal Force:

Standard= 125grams (4.4N)

Withdrawal Force:

(Single contact only) (-S plating)

Standard= 5oz (1,39N) avg (0,64mm) .025" SQ pin);

SSW Low Insertion Force= 2.6oz (0,72N) avg

SSQ Low Insertion Force= 2.9oz (0,81N) avg

Max Cycles:

100 with 10µ" (0,25µm) Au

Voltage Rating:

550 VAC mated with TSW

RoHS Compliant:

Yes: Single & Double Row

No: Triple Row

Mates With:
TSW, MTSW, MTLW,
LCW, EW, ZW, TSS,
ZSS, TSM, TSSH



TYPE STRIP

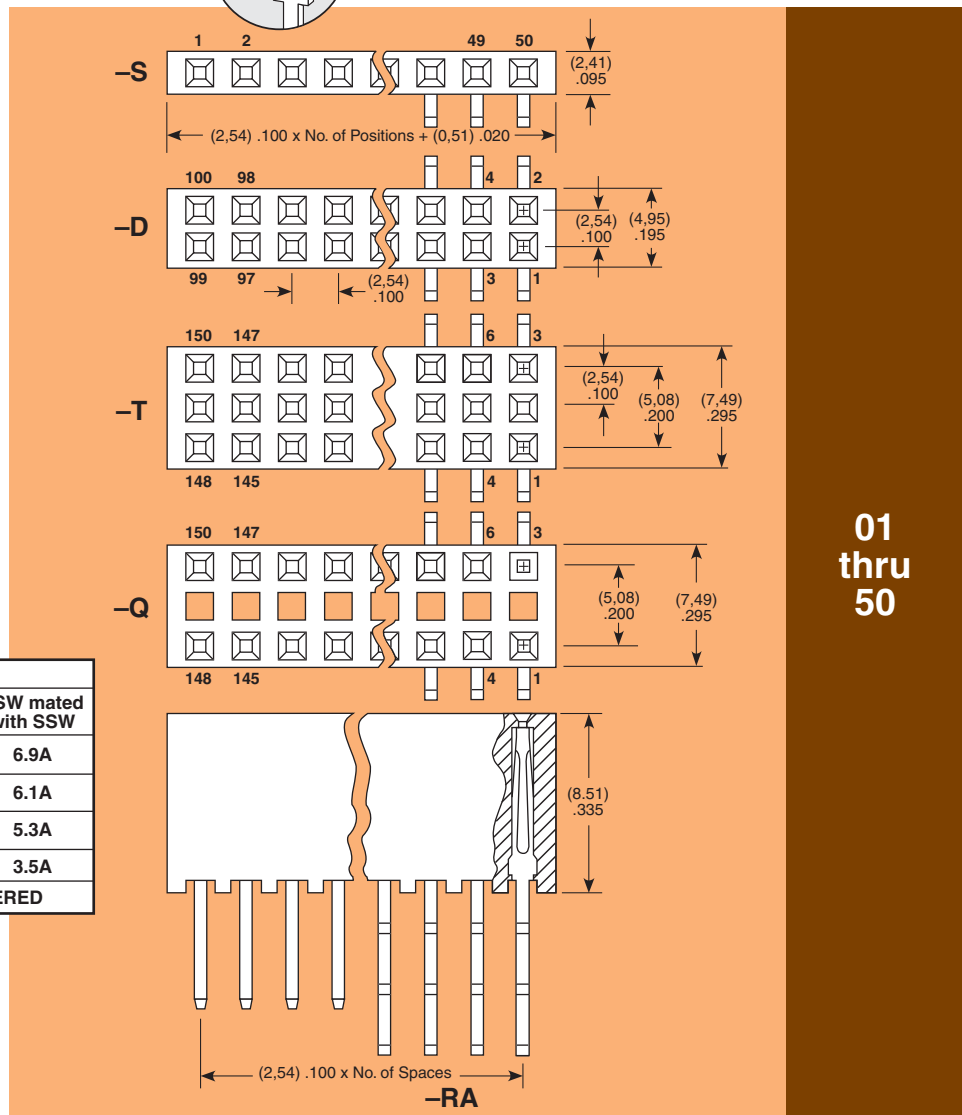
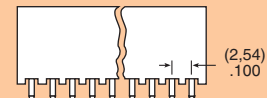
PIN CENTERS

NO. PINS PER ROW

SSW = Solder Tail

SSQ = Square Tail

-1 = (2,54mm) .100" Centers



01 thru 50

CURRENT RATING		
AMBIENT TEMP	TSW mated with SSQ	TSW mated with SSW
20°C	7.6A	6.9A
40°C	6.9A	6.1A
60°C	5.9A	5.3A
95°C	3.9A	3.5A
6 POSITIONS (2x3) POWERED		

Processing:

Lead-Free Solderable:

Yes: Single & Double Row


No: Triple Row

Note:

Some lengths, styles and options are non-standard, non-returnable.

Due to technical progress, all designs, specifications and components are subject to change without notice.

WWW.SAMTEC.COM



LEAD STYLE

PLATING OPTION

ROW OPTION

TAIL OPTION

OTHER OPTION

-F

= Gold flash on contact,
Matte Tin on tail

-L

= 10µ" (0,25µm) Gold on contact,
Matte Tin on tail

-G

= 20µ" (0,51µm) Gold on contact,
Gold flash on tail

-T

= Matte Tin
(-T N/A on LIF contacts)

-S

= Single Row

-P

= Single Row
(Notched to mate with LCW)
36 pins max

-D

= Double Row

-T

= Triple Row

-Q

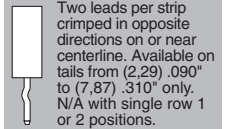
= Double Row
.200" (5,08mm) row space
(Outer rows filled only)

-RA

= Right Angle
(Leave blank for straight pin version)

-LL

= Locking Lead



-"XXX"

= Polarized
(Specify "XXX" as position number)

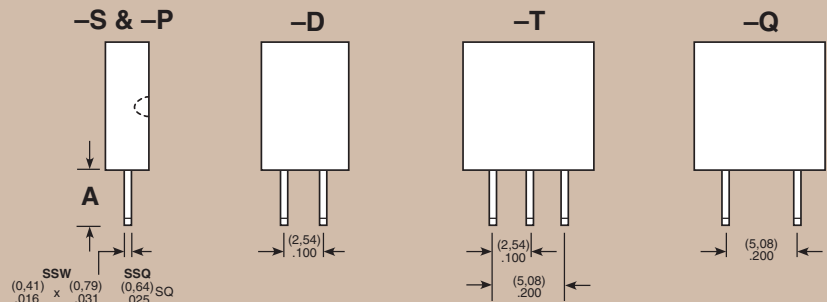
Note: Other Gold plating options available.
Contact Samtec.

Straight Pin Versions (Specify "LEAD STYLE" from chart)

LEAD STYLE		SINGLE DOUBLE OR TRIPLE A
Standard Insertion Force	Low Insertion Force*	
-01	-21	(2,64) .104
-02	-22	(4,93) .194
-03	-23	(10,00) .394
-04	-24	(14,83) .584
-06**	N/A	(3,00) .118

* LIF N/A with Tin Plating

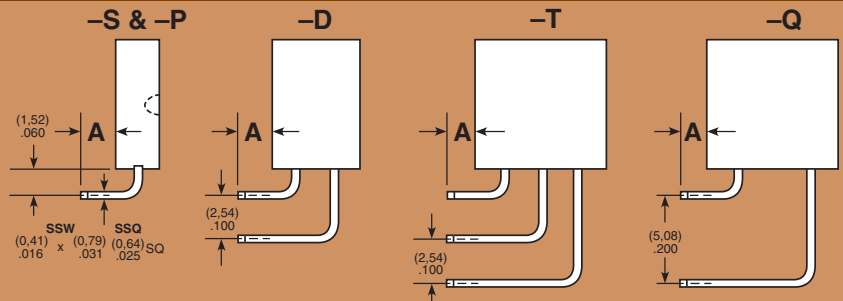
**Style -06 N/A with SSQ



Right Angle Versions (Specify "LEAD STYLE" from chart)

LEAD STYLE		SINGLE	DOUBLE	TRIPLE
Standard Insertion Force	Low Insertion Force*	(-S & -P) A	(-D) A	(-T & -Q) A
-02	-22	(2,54) .100	(2,54) .100	(2,54) .100
-03	-23	(7,62) .300	(7,62) .300	N/A
-04	-24	(12,45) .490	N/A	N/A

*LIF N/A with Tin Plating



Due to technical progress, all designs, specifications and components are subject to change without notice.

WWW.SAMTEC.COM

SAMTEC USA • Tel: 1-800-SAMTEC-9 or 812-944-6733 SAMTEC SILICON VALLEY • Tel: 408-395-5900 SAMTEC SOUTHERN CALIFORNIA • Tel: 1-800-726-8329 SAMTEC UK • Tel: 44 01236 739292
 SAMTEC GERMANY • Tel: +49 (0) 89 / 89460-0 SAMTEC FRANCE • Tel: 33 01 60 95 06 60 SAMTEC ITALY • Tel: 39 039 6890337 SAMTEC NORDIC/BALTIC • Tel: +46-84477280 SAMTEC BENELUX • Tel: 44 01236 739292
 SAMTEC ISRAEL • Tel: 972-3-7526000 SAMTEC INDIA • Tel: +91-80-3272 1612 SAMTEC ASIA PACIFIC • Tel: 65 6745-5955 SAMTEC JAPAN • Tel: 045-475-1385 SAMTEC CHINA • Tel: 86-21-61103766
 SAMTEC TAIWAN • Tel: 886-2-2735-6109 SAMTEC HONG KONG • Tel: 852-26904858 SAMTEC KOREA • Tel: 82-31-717-5685 SAMTEC SOUTH AFRICA • Tel: 27 11 452 8112 SAMTEC ANZ • Tel: 613 9512 7747