


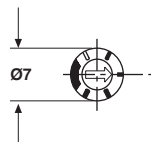
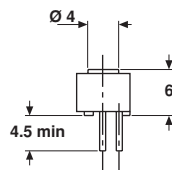
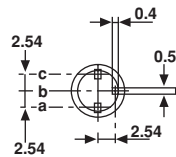
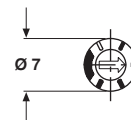
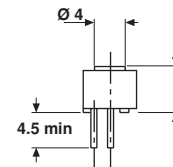
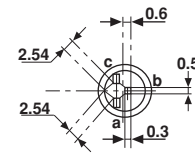
Miniature Cermet Trimmers



The T7 trimmer is only 7 mm (0.275") in diameter and fits almost anywhere.

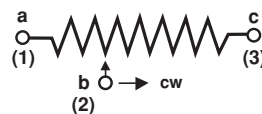
A sealed plastic case protecting a quality cermet track guarantees high performance and proven reliability. Adjustments are made easier by the clear scale readings. Competitively priced, the T7 is ideally suited to all industrial applications.

DIMENSIONS in millimeters

T7 YA

T7 YB


• Tolerances unless otherwise specified $\pm 0.5\text{mm}$

CIRCUIT DIAGRAM



ELECTRICAL SPECIFICATIONS		
Resistive Element		Cermet
Electrical Travel		270° ± 15°
Resistance Range		10Ω to 2.2MΩ
Standard Series E3		1 - 2.2 - 4.7 and on request 1 - 2 - 5
Tolerance Standard	Standard	± 20%
	On Request	± 10%
Power Rating	Linear	0.5W at 85°C
	Logarithmic	not applicable
Temperature Coefficient		See Standard Resistance Element Data
Limiting Element Voltage (Linear Law)		250V
Contact Resistance Variation		3% or 3Ω
End Resistance (Typical)		1Ω
Dielectric Strength (RMS)		1000V
Insulation Resistance		10 ⁹ MΩ

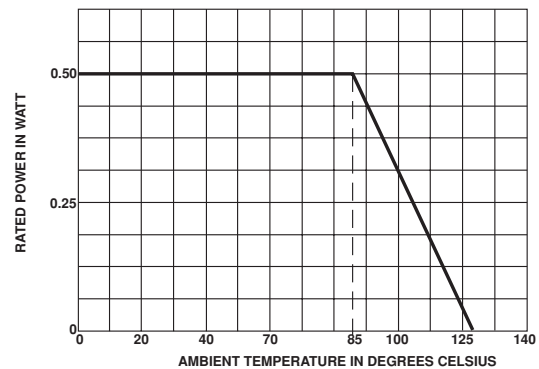
MECHANICAL SPECIFICATIONS

Mechanical Travel	300° ± 5°
Operating Torque (max. Ncm)	2
End Stop Torque (max. Ncm)	4
Unit Weight (max. g)	0.5

ENVIRONMENTAL SPECIFICATIONS

Temperature Range	- 55°C to + 125°C
Climatic Category	55 / 100 / 56
Sealing	enables cleaning except with water IP64

POWER RATING CHART



PERFORMANCE			
TESTS	CONDITIONS	TYPICAL VALUES AND DRIFTS	
		$\frac{\Delta RT}{RT}$ (%)	$\frac{\Delta R_{1-2}}{R_{1-2}}$ (%)
Load Life	1000 hours at rated power 90/30' - ambient temperature 70°C	± 3%	± 4 % Contact resistance variation: < 3% Rn
Climatic Sequence	Phase A dry heat 100°C Phase B damp heat Phase C cold -55°C Phase D damp heat 5 cycles	± 2 %	± 3 %
Long Term Damp Heat	56 days	± 2 %	± 3 % Dielectric strength: 1000 V RMS Insulation resistance: > 10 ⁴ MΩ
Rapid Temperature Change	5 cycles - 55°C at + 125°C	± 1 %	$\frac{\Delta V_{1-2}}{V_{1-3}} \leq \pm 2\%$
Shock	50 g 11 ms 3 successive shocks in 3 directions	± 0.5 %	± 1%
Vibration	10 - 55 Hz 0.75 mm or 10 g during 6 hours	± 0.5 %	$\frac{\Delta V_{1-2}}{V_{1-3}} \leq \pm 1\%$
Rotational Life	200 cycles	± 3 %	Contact resistance variation: < 3% Rn



STANDARD RESISTANCE ELEMENT DATA				
STANDARD RESISTANCE VALUES	LINEAR LAW			T.C. -55°C +125°C
	MAX. POWER AT 85°C	MAX. WORKING VOLTAGE	MAX. CUR. THROUGH ELEMENT	
Ω	W	V	mA	ppm/°C
10	0.5	2.2	224	0 + 200
22		3.3	150	
47		4.8	103	
100	↓	7	70	± 100
220		10.5	47	
470		15.3	32	
1k		22.4	22	
2.2k		33.2	15	
4.7k		48.5	10	
10k		70.7	7	
22k		105	4.8	
47k		153	3.2	
100k		0.5	224	
220k	0.28	250	1.1	
470k	0.13	250	1.53	
1M	0.06	250	0.25	
2.2M	0.028	250	0.11	

MARKING

- Printed:
- VISHAY trademark
 - series
 - YA or YB style
 - ohmic value (in Ω, kΩ, MΩ)
 - manufacturing date
 - marking of terminal: 3.

SEALING

T7 trimming potentiometers are sealed against dust and PC boards cleaning (but not with water).

PACKAGING
<ul style="list-style-type: none"> - In bulk (box of 200 pieces), code BO200 - On request in Tube, code TU50

ORDERING INFORMATION				
T7 SERIES	YA STYLE	470KΩ OHMIC VALUE	± 20% TOLERANCE	BO200 PACKAGING
	YA - YB			BO200 On request: TU50

SAP PART NUMBERING GUIDELINES													
T	7	Y	A	4	7	4	M	B	4	0			
MODEL		STYLE		OHMIC VALUE			TOL	PACKAGING CODE			SPECIAL (IF APPLICABLE)		
See the end of this data book for conversion tables													



Notice

Specifications of the products displayed herein are subject to change without notice. Vishay Intertechnology, Inc., or anyone on its behalf, assumes no responsibility or liability for any errors or inaccuracies.

Information contained herein is intended to provide a product description only. No license, express or implied, by estoppel or otherwise, to any intellectual property rights is granted by this document. Except as provided in Vishay's terms and conditions of sale for such products, Vishay assumes no liability whatsoever, and disclaims any express or implied warranty, relating to sale and/or use of Vishay products including liability or warranties relating to fitness for a particular purpose, merchantability, or infringement of any patent, copyright, or other intellectual property right.

The products shown herein are not designed for use in medical, life-saving, or life-sustaining applications. Customers using or selling these products for use in such applications do so at their own risk and agree to fully indemnify Vishay for any damages resulting from such improper use or sale.