



## VTD3 series Voltage Controlled Temperature Compensated Crystal Oscillator



The VTD3, VCTCXO

### Features

- CMOS Output
- Output Frequencies to 61.440 MHz
- Fundamental Crystal Design
- Optional VCXO function available
- Product is compliant to RoHS directive 

### Applications

- Wireless Communications
- Base Stations
- Point to point radios
- Broadband Access
- Test Equipment

### Description

Vectron's VTD3 Temperature Compensated Crystal Oscillator (TCXO) is a quartz stabilized, CMOS squarewave, temperature compensated oscillator, operating off either 3.3 or 5.0 volt supply.

**Performance Characteristics**

<b>Table 1. Electrical Performance</b>					
<b>Parameter</b>	<b>Symbol</b>	<b>Min</b>	<b>Typical</b>	<b>Maximum</b>	<b>Units</b>
Frequency	$f_o$	10.000		61.440	MHz
Supply Voltage		3.3V±5%, 5V±5%			
Maximum Supply Voltage				7	V <sub>DC</sub>
Supply Current, Output Frequency<22MHz Output Frequency>=>22MHz	I <sub>DD</sub>			15 24	mA
Output Level <sup>2</sup> Logic High Logic Low Drive High Drive Low	V <sub>OH</sub> V <sub>OL</sub> I <sub>OH</sub> I <sub>OL</sub>	0.9*V <sub>DD</sub>  4		0.1*V <sub>DD</sub> -4	V V mA mA
Output Load			15pf		
Duty Cycle, @ 50%				40/60	%
Control Voltage Impedance	Z <sub>Vc</sub>	100			Kohm
Control Voltage to reach pull, 5V option 3.3 V option		0.5 0.3		4.5 3.0	V
Pull Range <i>Ordering option, see last page</i>	TPR	±5, ±8, ±10, ±15			ppm
Temperature Stability <i>Ordering option, see last page.</i>		±1.0 to ±5.0			ppm
Initial Accuracy, "No Adjust" option				±2.0	ppm
Power Supply Stability				±1.0	ppm
Load Stability				±0.3	ppm
Aging				±1.0	ppm/year
Operating temperature <i>Ordering option, see last page</i>		0/55, -10/60, -20/70, -30/75, -40/85			°C
Phase Noise, 10.000MHz 10 Hz offset 100 Hz offset 1 kHz offset 10 kHz offset 100 kHz offset			-107 -138 -148 -152 -154		dBc/Hz
Start-up time				10	ms

1. A 0.01uF and a 0.1uF capacitor should be located as close to the supply as possible (to ground) is recommended.
2. Output is DC coupled.

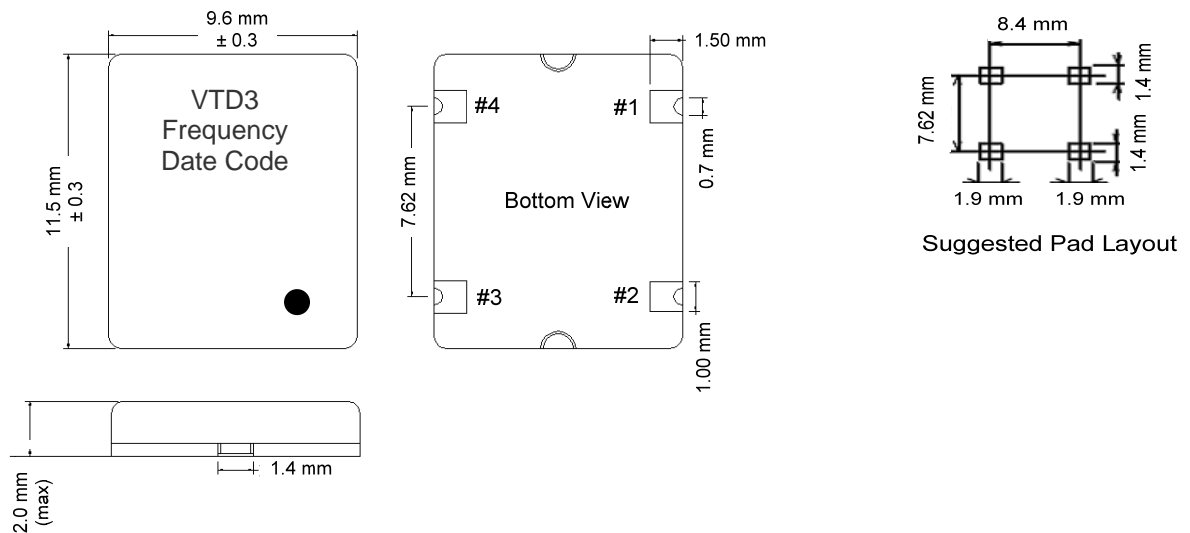
**VCXO Functional Description**

**VCXO Feature:** The VTD3 can be ordered with a VCXO function for applications where it will be used in a PLL, or the output frequency needs fine tune adjustments. This is high impedance input, 100 kohm, and can be driven with an op-amp or terminated with adjustable resistors etc. **Pin 1 should not be left floating** on the VCXO optional devices.

**“No Adjust” Feature:** In applications where the VTD3 will not be used in a PLL, or the output frequency does not need fine tune adjustments, the fixed TCXO/VTD3-x0xx is the best option. By using the “no adjust” option, the circuit is simplified as Vc does not need to adjusted or set to a predetermined voltage. Pin 1 can be grounded to reduce the risk of adding noise into the circuit.

**Outline Diagrams, Pad Layout and Pin Out**

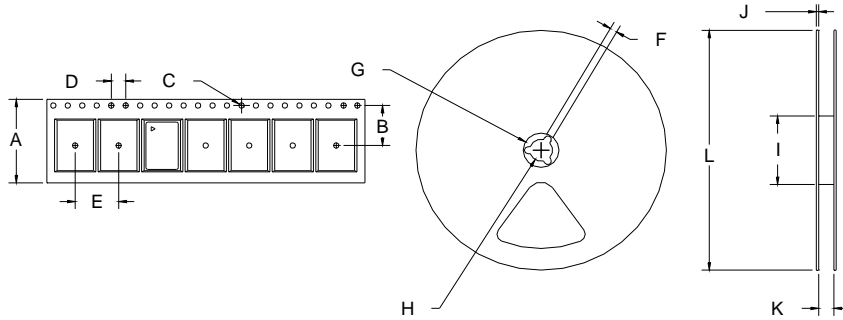
Table 2. Pinout		
Pin #	Symbol	Function
1	N/C or V <sub>C</sub>	No Connect (VTD3-x0xx) or VCXO Control Voltage
2	GND	Electrical and Case Ground
3	f <sub>O</sub>	Output Frequency
4	V <sub>DD</sub>	Supply Voltage



**Figure 1, Package drawing and Pad Layout**

**Tape and Reel**

Table 3. Tape and Reel Dimensions (mm)													
Tape Dimensions						Reel Dimensions						# Per Reel	
Product	A	B	C	D	E	F	G	H	I	J	K	L	Reel
VTD3	24	11.5	1.5	4	12	2	21	13	80	2	25.5	255	1K



**Absolute Maximum Ratings**

Stresses in excess of the absolute maximum ratings can permanently damage the device. Functional operation is not implied at these or any other conditions in excess of conditions represented in the operational sections of this data sheet. Exposure to absolute maximum ratings for extended periods may adversely affect device reliability.

Table 4. Absolute Maximum Ratings			
Parameter	Symbol	Ratings	Unit
Storage Temperature	T <sub>storage</sub>	-40/85	°C

**Reliability**

The VTD3 qualification tests have included:

Table 5. Environmental Compliance	
Parameter	Conditions
Mechanical Shock	MIL-STD-883 Method 2002
Mechanical Vibration	MIL-STD-883 Method 2007
Temperature Cycle	MIL-STD-883 Method 1010
Solderability	MIL-STD-883 Method 2003
Gross and Fine Leak	MIL-STD-883 Method 1014
Resistance to Solvents	MIL-STD-883 Method 2015

**Handling Precautions**

Although ESD protection circuitry has been designed into the VTD3, proper precautions should be taken when handling and mounting. VI employs a Human Body Model and a Charged-Device Model (CDM) for

## VTD3 Data Sheet

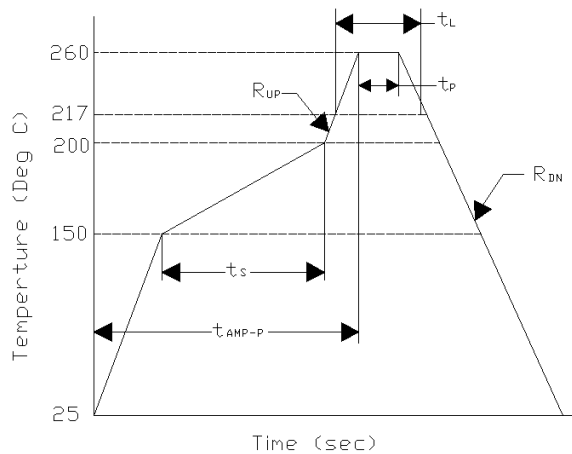
ESD susceptibility testing and design protection evaluation. ESD thresholds are dependent on the circuit parameters used to define the model. Although no industry wide standard has been adopted for the CDM, a standard HBM of resistance = 1.5Kohms and capacitance = 100pF is widely used and therefore can be used for comparison purposes.

Table 6. ESD Ratings		
Model	Minimum	Conditions
Human Body Model	1000	MIL-STD-883 Method 3015
Charged Device Model	500	JESD 22-C101

### Suggested IR profile

Table 7 shows max temperatures and lower peak temperatures can also be used e.g. peak temperature of 230-240°C. The VTD3 should not be subjected to a wash process that will immerse it in solvents – a no clean process is recommended.

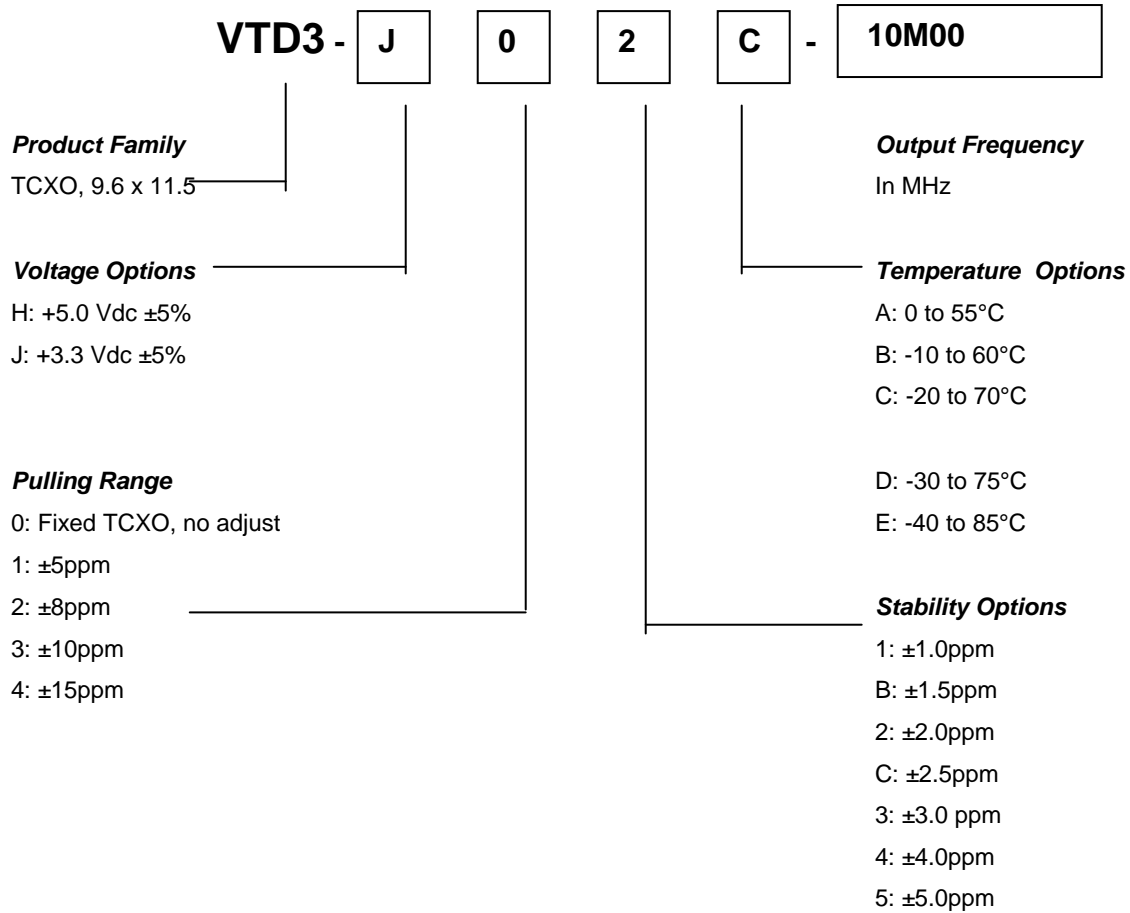
Table 7. Reflow Profile		
Parameter	Symbol	Value
PreHeat Time	$t_s$	60 sec Min, 180 sec Max
Ramp Up	$R_{UP}$	3 °C/sec Max
Time Above 217 °C	$t_L$	60 sec Min, 150 sec Max
Time To Peak Temperature	$t_{AMB-P}$	480 sec Max
Time At 260 °C (max)	$t_p$	6 sec Max
Time At 240 °C (max)	$t_{p2}$	60 sec Max
Ramp Down	$R_{DN}$	6 °C/sec Max



**Ordering Information**

**Table 8. Standard Frequency List**

10.00	11.00	12.288	12.352	12.50	12.80	13.00	14.31818
14.40	15.36	16.384	16.80	19.20	19.44	19.6608	19.68
20.00	26.88	27.00	32.00	32.768	44.00	44.736	50.000



**Note: Not all combinations are available**



[www.vectron.com](http://www.vectron.com)

**USA:** Vectron International • 267 Lowell Road, Hudson, NH 03051  
• Tel: 1-88-VECTRON-1 • Fax: 1-888-FAX-VECTRON  
**EUROPE:** Landstrasse, D-74924, Neckarbischofsheim, Germany •  
Tel: 49 (0) 7268 8010 • Fax: 49 (0) 7268 801281  
**ASIA:** Vectron Asia Pacific Sales 1F~2F, No.8 Workshop No.308 Fenju Rd.,  
WaiGaoQiao Free Trade Zone, Pudong New Area Shanghai, China 200131  
•Tel: 8621 50480777 • Fax: 8621 50481881

September 23 2009